

LIFTING



WELCOME TO OUR RENTAL CATALOGUE SPECIFICALLY DESIGNED TO MEET THE PRECISE NEEDS OF THE LIFTING SECTOR.

We offer a range of high-quality items designed to meet all your needs. We are a skilled team, ready to provide the knowledge, expertise and equipment for safe lifting & handling operations.

For any enquiries please contact your Account Manager or a member of Sunbelt Rentals' Lifting team:

0330 175 7308

liftingenquiries@sunbeltrentals.co.uk

sunbeltrentals.co.uk/to-rent/lifting/

CONTENTS

We Are The Team Behind Your Team	5
Welcome	7
Pre-Hire Checklist	8
Inspection Services	11
Magnetic Rope Testing	12
Hoisting	14
Winching	18
Jacking	21
Slings & Shackles	23
We Sell As Well	28
Mini Crane	30
Tracked Carriers	31
Gantries	33
Reid Portagantry	34
Reid Portagantry 500-5000	35
Material Handling	36
Safety	50
Load Measurement	52
Lifting Beams	54
Spreader Beams	56
Spreader Frames	58
Modular Beams	60
Multipoint Lifting Systems	61
Heavy Lift and Crane Hire	64
Bespoke Designs and Solutions	66
Case Studies	68
Rental Equipment and Managed Solutions	72
Depot Contacts and Locations	74



WE ARE THE TEAM BEHIND YOUR TEAM

Sunbelt Rentals is part of the FTSE 100 listed Ashted Group, a global leader in equipment rental and the largest provider in the UK & Ireland.

Our team of experts support customers across every market sector and together we're redefining the future of rental. We're the first and only equipment hire company to offer a complete 360 managed solution for any contract, no matter how large or complex, with cost and carbon savings built in from day one.

We will deliver, maintain, manage and monitor all the equipment you need, whenever and wherever you need it. Leaving you free to concentrate on your core business, knowing that your equipment is being looked after by trusted experts.

OUR PURPOSE

Equipping people to transform places, spaces and lives.

UNRIVALLED POSITION

With sustainability, innovation and business governance at the heart of our plan, we are committed to driving emissions down, helping you achieve your sustainability goals today and developing tomorrow's essential skills and jobs.



4



**4,000
EMPLOYEES**



**200
DEPOTS**



**1 GLOBAL
TEAM**

5



WELCOME

Our services include:

- Hire and sales of globally branded lifting equipment
- Inspection service of loose and static equipment available on-site and in our service centres
- Magnetic Rope Testing
- Online certificate management
- Technical site surveys
- Delivery throughout the UK
- Full Member of Lifting Equipment Engineers Association
- UKAS accredited for ISO/IEC 17020:2012

All our equipment is CE/UKCA compliant, designed to reduce the health and safety risks from lifting, backed by a full service and maintenance history.

We have one of the most technically experienced teams in the industry, with dedicated personnel who are ready to deal with your lifting and handling enquiries.



Lifting Equipment
Engineers Association



27442

PRE-HIRE CHECKLIST

Our pre-hire checklist is available to ensure you hire the correct equipment for the job.

The peace of mind that comes from using Sunbelt Rentals as a supplier with fully maintained and regularly serviced equipment means that you

can focus your time on other areas based on the knowledge that your lifting gear requirements are being met by a team of experts.

PLAN YOUR LIFT

1. What is the maximum weight of the load?
2. What height of lift or length of rope do you require?
3. Do you have an adequate and safe suspension/anchorage point?
4. Have you considered any restrictions that may affect the equipment you choose - height, weight, width?
5. Have you assessed the location where the equipment is to be used?
6. What power supply do you have available?
7. Do you require any further equipment?





INSPECTION SERVICES

Sunbelt Rentals are full members of **LEEA (Lifting Equipment Engineers Association)** and accredited by the **United Kingdom Accreditation Service (UKAS)** for inspection services working to the standard **ISO/IEC 17020:2012**.

Our policies, practices, and procedures are consistent in terms of quality, independence, impartiality, conformity, and we have the necessary expertise in both the products which are inspected, and the services which are provided.

All our lifting equipment is CE/UKCA compliant, and we also offer a full aftersales and certification service for your own equipment, giving you the confidence that your owned equipment is also legally compliant.

Sunbelt Rentals are able to carry out thorough examination of equipment and accessories on-site or at your own premises. Once compliant, we can advise you on certification, maintenance, such as colour coding, tagging, sales and replenishment of items.

We are also able to give you the capability to review your Reports of Thorough Examinations online.

inspections@sunbeltrentals.co.uk
0330 1757 308



**Lifting Equipment
Engineers Association**



27442

MAGNETIC ROPE TESTING

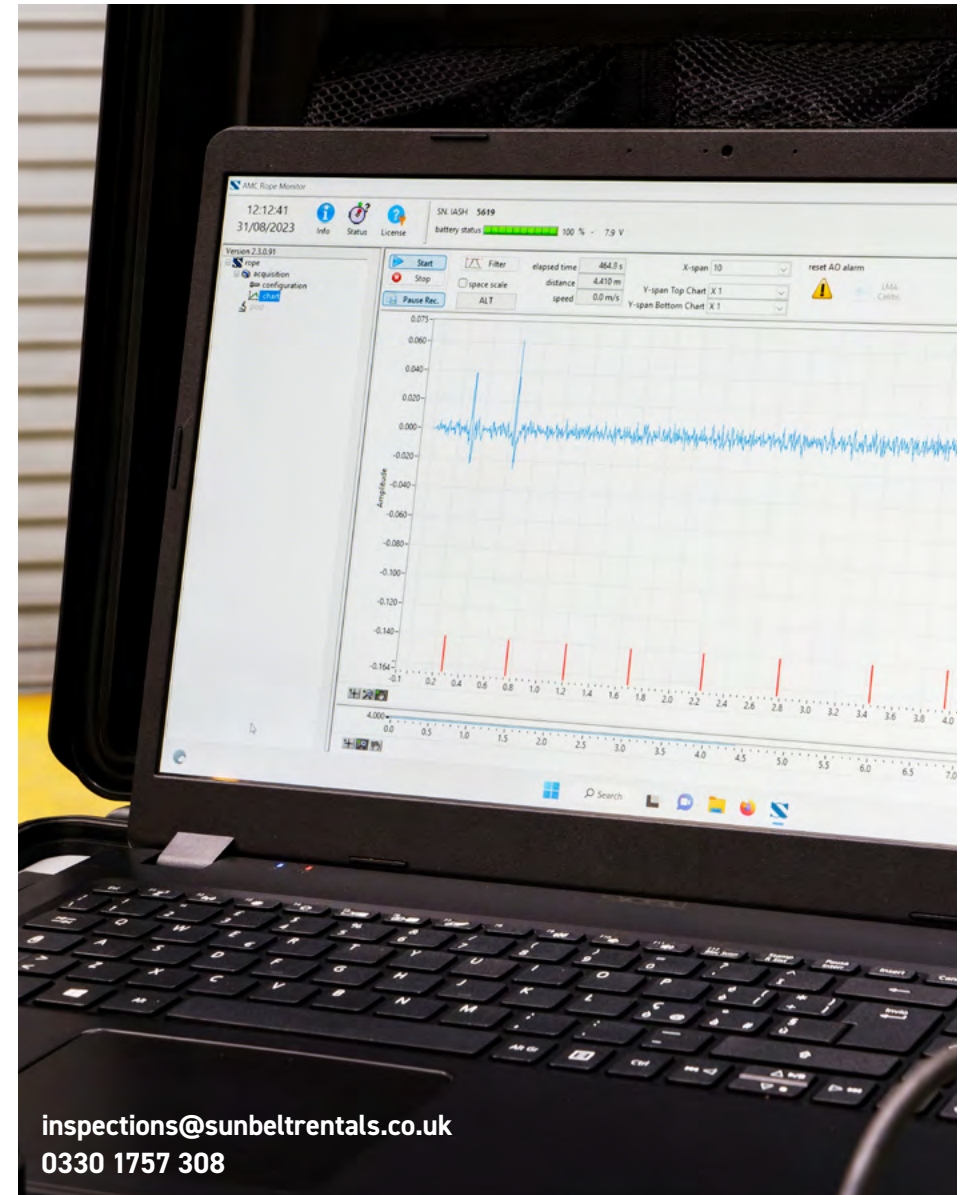

Our new innovative Magnetic Rope Testing (MRT) service is now available at Sunbelt Rentals.

Magnetic Rope Testing (MRT) is a specialised technology for steel cables and ropes. It determines whether there are any hidden problems or weaknesses internally within cables or ropes, which are critical components on cranes, elevators, cable cars, and bridges. MRT uses magnets and sensors to find issues such as corrosion or breaks that can't be detected externally. Using the MRT can ensure that cables remain safe and won't fail unexpectedly, keeping people and structures secure.

MRT enables the internal inspection of the cables or wire ropes and can identify imperfections that could go unnoticed during a standard visual examination. Additionally, it provides insights into the overall lifespan of the rope, aiding in the timely replacement of ropes to prevent possible premature failures.

Committed to safety, MRT allows us to thoroughly inspect critical equipment, ensuring that hidden defects in components such as wire cables are detected early.

With MRT, we're taking an extra step to enhance safety, providing peace of mind, and helping you prevent potential hazards before they occur. Safety is our top priority, and MRT is a testament to that commitment.



HOISTING

Hoists are devices used to lift and lower heavy loads vertically. It consists of a drum or wheel around which a chain or rope is wound, providing mechanical advantage to move objects efficiently.



Hand Operated Chain Blocks

Features & Benefits:

- 0.5t - 35t SWL
- Lightweight
- 3m - 30m height of lift as standard, longer available on request
- Heavy duty
- Report of Thorough Examination Supplied



Lever Operated Hoists

Features & Benefits:

- 0.5t - 10t SWL
- Suitable for lifting and hauling operations
- 1.5m height of lift as standard
- Ratchet design
- Longer lengths (height of lift) available upon request
- Report of Thorough Examination Supplied



Portable Hoists - Minifors

Features & Benefits:

- 0.3t - 0.98t SWL
- 3m - 200m height of lift
- 110V - 220V - 415V Availability
- Remote control available
- Report of Thorough Examination Supplied



Tirak Mobile Winch

Features & Benefits:

- 1t - 3t SWL
- Suitable for lifting and hauling operations
- Heavier loads can be accommodated with snatch block utilisation
- Ideal for lift shaft maintenance and cable pulling
- 415V - 3ph - 50Hz
- Unlimited heights of lift available
- Report of Thorough Examination Supplied



Electric Chain Blocks

Features & Benefits:

- 0.25t - 10t SWL
- 3m - 30m height of lift as standard, longer available on request
- 110V - 220V - 415V Availability
- Heavy duty
- Remote control available
- Report of Thorough Examination Supplied



Air Operated Hoists

Features & Benefits:

- 0.5t - 50t SWL
- 3m - 50m height of lift as standard, longer available on request
- Heavy duty, continuous use
- Report of Thorough Examination Supplied



Girder Clamps

Features & Benefits:

- 1t - 20t SWL
- Easy installation
- Suitable for lifting and hauling operations
- Adjustable to accommodate beam dimensions
- Report of Thorough Examination Supplied



Girder Trolleys (Push/Geared)

Features & Benefits:

- 1t - 15t SWL
- Easy installation
- Adjustable to accommodate beam dimensions
- Geared travel option available
- Report of Thorough Examination Supplied

HOISTING



Plate Lifting Clamps

Features & Benefits:

- 0.5t - 10t SWL
- 0 - 50mm plate suitability
- Vertical and horizontal optional available
- Report of Thorough Examination Supplied



Scaffold Hoist

Features & Benefits:

- 200kg SWL
- 100V
- Easy to erect
- Extremely versatile
- Report of Thorough Examination Supplied



Builders Gantry Hoist

Features & Benefits:

- 300kg and 500kg
- 415V (300kg available in 110V)
- Easy to erect
- 80L and 150L bucket attachments available to hire
- Extremely versatile
- Report of Thorough Examination Supplied



Quick Release Shackles

Features & Benefits:

- Up to 10t SWL
- Ground release operation
- Report of Thorough Examination Supplied



For larger transportation of materials and for passengers, our dedicated Hoist depots can offer Passenger and Goods Hoists, Goods Only Hoists, Bespoke Hoists and Transport Platforms with up to 3,200kg capacity and dimensions up to 2m wide and 6m long.

Head to www.sunbeltrentals.co.uk for further info.

WINCHING

Winches are used to pull or lift loads horizontally or at an angle by winding a cable or rope around a drum. It can be powered by manual, electric, or hydraulics and used in various applications such as towing, lifting, and positioning heavy objects.



Pulling Machines

Features & Benefits:

- 0.8t - 5t SWL
- Suitable for lifting and hauling operations
- Unlimited rope lengths available
- Report of Thorough Examination Supplied

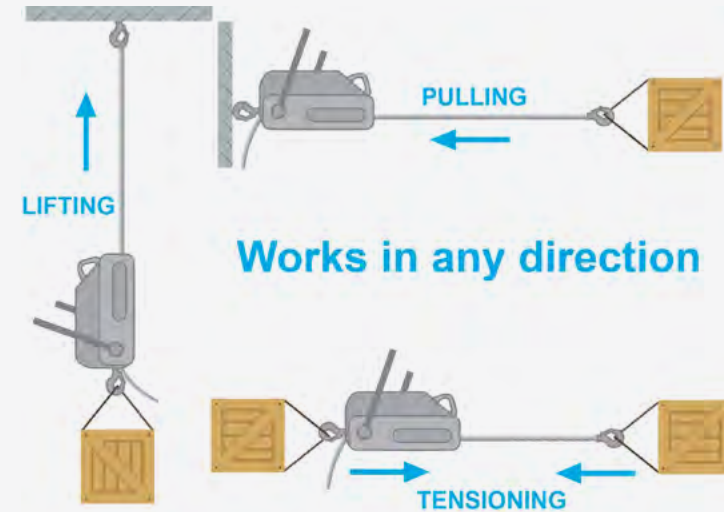


Hydraulic Pulling Machines

Features & Benefits:

- Pneumatic, Electric and Petrol powered
- 0.8t - 5t SWL
- Suitable for lifting and hauling operations
- Unlimited rope lengths available
- Report of Thorough Examination Supplied

Lifting Application

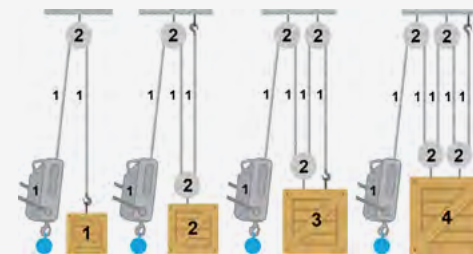


Snatch/Reeving Blocks

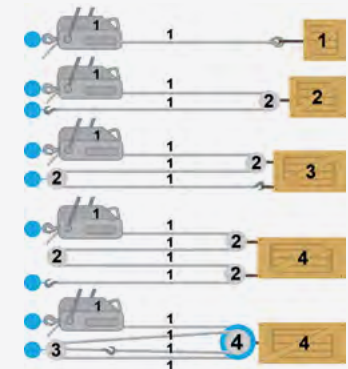
Features & Benefits:

- For use with varying diameters of wire rope
- Increases lifting/hauling capacity
- Enables the direction of lift/haul to be changed
- Report of Thorough Examination Supplied

Hauling Application



Pulling - Configurations via different reeves



Winches

Features & Benefits:

- Pneumatic, Electric, Diesel and Petrol powered
- 0.5t - 10t SWL
- Heavy duty
- Lifting and hauling application
- Report of Thorough Examination Supplied

WINCHING



Cable Drum Trailer

Features & Benefits:

- Equipped with a manual hydraulic pump to lift up to 2350kg payload
- Road towable
- 1280mm Maximum drum width
- 2500mm Maximum drum diameter
- 1060mm Minimum drum diameter
- 76mm Spindle diameter



Capstan Winches

Features & Benefits:

- For Telecommunications cable, general cabling and sub duct work
- Pulls up to 3000kg of line
- Line speeds of 0-12m/min @ 3000kg and 0-30m/min @ 1000kg
- 15.5hp water cooled diesel engine



Cable Rollers

A wide variety of cable rollers to guide and protect cable during pulling operations:

- Cable Rollers
- Triple Corner Rollers
- Manhole Rollers



Cable Drum Jacks

Features & Benefits:

- Up to 10t SWL
- Adjustable in height
- Robust construction
- A heavy duty aid for cable laying
- Report of Thorough Examination Supplied

JACKING

Jacks are used to lift heavy loads vertically by applying force from underneath. They are commonly used in situations where precise lifting or supporting of a load, such as a vehicle or structural components.



Hydraulic Rams

Features & Benefits:

- Up to 500t SWL
- Varying sizes available
- Hi-flow coupling operation
- Single acting, double acting, low height, screwed and hollow models available
- Can be used in multiples to suit requirements
- Report of Thorough Examination Supplied



Hydraulic Pumps & Hoses

Features & Benefits:

- Hand and powered operation
- Choice of oil capacity
- Portable
- Multi-ram operation available if required
- Report of Thorough Examination Supplied



Manifolds

Features & Benefits:

- For use with multiple ram applications
- Enables synchronised lifting from a single pump
- Various sizes available up to 8 ports
- Report of Thorough Examination Supplied



Gauge

Features & Benefits:

- Allows constant pressure monitoring
- Accurate to $\pm 1\%$ of full scale
- Sizes to suit various applications

JACKING



Electric Pumps

Features & Benefits:

- Various power set ups available
- Battery power, 240V and 110V available
- Various reservoir sizes available for multiple ram set ups
- Available with manual valve load holding feature
- Externally adjustable pressure relief valve



Hydraulic Jacks

Features & Benefits:

- 0.5t - 100t SWL
- Heavy duty
- Lifting and hauling application
- Report of Thorough Examination Supplied



Ratchet Toe Jacks

- Up to 20t SWL
- Portable
- Heavy duty
- Report of Thorough Examination Supplied



Trolley Jacks

Features & Benefits:

- Up to 10t SWL
- Smooth lift operation
- Report of Thorough Examination Supplied

SLINGS & SHACKLES

Slings are used to securely attach loads to lifting equipment, such as cranes or hoists, for safe transportation. They are made from materials such as chains, wire rope, or synthetic fibres, and are designed to distribute weight evenly to prevent damage to the load or equipment.



Wire Rope Slings

Features & Benefits:

- Up to 200t SWL
- Available in 1m increments up to 30m
- Report of Thorough Examination Supplied



Slings (Flat)

Features & Benefits:

- Up to 230t SWL
- Supplied in 1m increments
- Safety factor 7:1
- Protective sleeves available
- Light weight and flexible
- Report of Thorough Examination Supplied



Slings (Round)

Features & Benefits:

- Up to 230t SWL
- Supplied in 1m circumference increments
- Safety factor 7:1
- Protective sleeves available
- Light weight and flexible
- Report of Thorough Examination Supplied



Chain Slings

Features & Benefits:

- Up to 67t SWL
- Available from 7mm to 32mm construction
- Complete range of hooks available
- Unlimited leg length
- Report of Thorough Examination Supplied

SLINGS & SHACKLES

ROUND SLINGS

Including colour coded range, woven stripe, showing safe working load. 1 stripe = 1 tonne. Available with Tetra and heavy duty sleeve cover. Manufactured to EN1492-2 as applicable. Report of thorough examination supplied.



FLAT WEBBING SLINGS

Including colour coded range, soft eye and metal end fitting rings AL1, AL2, AL3, AL4, AL5. Duplex Manufactured to EN1492-1 as applicable.



Sling Type				Working Load Limit							
Webbing				Round	Colour	Straight		Chocked		Parallel Lift	
Duplex	Width	Endless	Width			M = 1	M = 0.8	M = 2	M = 1.4	M = 1	
D1	30	E1	30	R1	Violet	1	0.8	2	1.4	1	
D2	60	E2	60	R2	Green	2	1.6	4	2.8	2	
D3	90	E3	90	R3	Yellow	3	2.4	6	4.2	3	
D4	120	E4	120	R4	Grey	4	3.2	8	5.6	4	
D5	15			R5	Red	5	4	10	7	5	
D6	180			R6	Brown	6	4.8	12	8.4	6	
D8	240			R8	Blue	8	6.4	16	11.2	8	
D10	300			R10	Orange	10	8	20	14	10	
				R12	Orange	12	9.6	24	16.8	12	
				R15	Orange	15	12	30	21	15	
				R20	Orange	20	16	40	28	20	
				R25	Orange	25	20	50	35	25	
				R30	Orange	30	24	60	42	30	

Advice for Chain Use

DO

- Check the condition of the slings before use
- Check that the chain legs are not twisted
- Check that the load is on the centre of the hook and not the tip

DO NOT

- Do not carry out self repairs
- Do not use the slings over the maximum permissible limit or specified angle
- Do not shock load
- Do not use chain and accessories outside of temperature range -40°C and +200°C

Chain Size mm	Grade	Single Leg	Choke Hitch	Endless	Two Leg		Three and Four Leg	
					0°- 45°	45°- 60°	0°- 45°	45°- 60°
6	10	1.4	1.12	2.2	2.0	1.4	2.9	2.1
8	10	2.5	2.0	4.0	3.5	2.5	5.3	3.8
10	10	4.0	3.15	6.4	5.6	4.0	8.4	6.0
13	10	6.7	5.3	10.6	9.5	6.7	14.0	10.0
16	10	10.0	8.0	16.0	14.0	10.0	21.0	15.0
20	10	16.0	12.8	25.6	22.4	16.0	33.6	24.0
22	10	19.0	15.0	30.4	26.5	19.0	40.0	28.0
26	10	26.5	21.2	42.4	37.1	26.5	55.7	39.8
32	10	40.0	32.0	65.0	56.0	40.0	85.0	60.0

	Grade	Number of Legs						
		1	2		3		4	
ANGLE	8	90°	0°- 45°	45°- 60°	0°- 45°	45°- 60°	0°- 45°	45°- 60°
FACTOR	8	1	1.4	1	2.1	1.5	2.1	1.5
7mm	8	1.50	2.12	1.50	3.15	2.24	3.15	2.24
8mm	8	2.00	2.80	2.00	4.25	3.00	4.25	3.00
10mm	8	3.15	4.25	3.15	6.70	4.75	6.70	4.75
13mm	8	5.30	7.50	5.30	11.20	8.00	11.20	8.00
16mm	8	8.00	11.20	8.00	17.00	11.80	17.00	11.80
20mm	8	12.50	17.50	12.50	26.50	19.00	26.50	19.00
22mm	8	15.00	21.20	15.00	31.50	22.40	31.50	22.40
26mm	8	21.20	30.00	21.20	45.00	31.50	45.00	31.50
32mm	8	31.50	45.00	31.50	67.00	47.50	67.00	47.50

SLINGS & SHACKLES

Green Pin Standard Bow Shackles With Screw Collar Pin

Features & Benefits:

- Grade 6 high tensile steel, quenched and tempered
- Minimum breaking load is 6 times the SWL
- Temperature range -20°C up to +200°C
- Report of Thorough Examination Supplied
- Conforms to EN 13889 and meets the performance requirements of US Fed Spec RC-C-271 Type IVA class 2, Grade A
- Hot dipped galvanised




W.L.L (tonnes)	a (mm)	b (mm)	c (mm)	d (mm)	e (mm)	f (mm)	g (mm)	h (mm)	i (mm)	j (mm)	Weight (kg)
0.33	5	6	12.5	5	9.5	22	16	41	31	28	0.02
0.5	7	8	17	7	12	29	20	54	40	37	0.05
0.75	9	10	21	9	13.5	32	22	61	49	42	0.1
1	10	11	23	10	17	36.5	26	71	56	49	0.14
1.5	11	13	26	11	19	43	29	80	68	54	0.19
2	13.5	16	34	13.5	22	51	32	91	76	63	0.36
3.25	16	19	40	16	27	64	43	114	93	79	0.63
4.75	19	22	47	19	31	76	51	136	107	94	1.01
6.5	22	25	53	22	36	83	58	157	123	107	1.5
8.5	25	28	60	25	43	95	68	176	141	124	2.21
9.5	28	32	67	28	47	108	75	197	158	137	3.16
12	32	35	74	32	51	115	83	218	176	154	4.31
13.5	35	38	80	35	57	133	92	240	192	170	5.55
17	38	42	89	38	60	146	99	262	208	183	7.43
25	45	50	104	45	74	178	126	314	250	226	12.84
35	50	57	111	50	83	197	138	358	281	250	18.15
42.5	57	65	134	57	95	222	160	414	321	287	26.29
55	65	70	145	65	105	260	180	463	355	329	37.6

Large Dee Shackles C/W Type 'A' Screw Collar Pin

Features & Benefits:

- Meets the performance requirements of the withdrawn standard BS 3032
- Material: Carbon Steel C45
- Self coloured and hot dip galvanised finish available
- Proof load tested to 2 times the SWL
- Minimum breaking load is 4 times the SWL
- Marked with manufacturers mark, size ID mark and SWL
- Report of Thorough Examination Supplied



W.L.L (tonnes)	A (inches)	B (inches)	C (inches)	D (inches)	E (inches)	Weight (kg/each)
0.25	1/4	3/8	1/2	1	1/4	0.10
0.50	3/8	1/2	3/4	1 1/2	1	0.12
0.75	1/2	5/8	1 1/8	2 1/8	1 1/4	0.29
1.50	5/8	3/4	1 1/4	2 1/2	1 1/2	0.57
2.00	3/4	7/8	1 1/2	2 7/8	1 3/4	0.92
3.00	7/8	1	1 3/4	3 1/4	2	1.59
3.75	1	1 1/8	2	3 3/4	2 1/4	2.12
5.00	1 1/8	1 1/4	2 1/8	4 1/8	2 1/2	3.18
6.00	1 1/4	1 3/8	2 3/8	4 1/2	2 3/4	4.54
7.00	1 3/8	1 1/2	2 5/8	5	3	6.06
9.50	1 1/2	1 3/4	2 3/4	5 3/8	3 1/2	8.74

WE SELL AS WELL

Sunbelt Rentals also offers a wide range of products for sale to meet the needs of our customers who prefer to buy instead of hire.


The sale of lifting gear products is an area where the extensive experience of our staff will ensure you get the right product to facilitate your lifting and safety equipment requirements.

Every piece of equipment we offer is supported by an after-sales inspection and repair service which is based on the proven capabilities and resources which we devote to our own inventory of hire equipment.

Call **0330 175 7308** for sales.

Our range of lifting and safety equipment includes:

- Builders hoists
- Chain slings
- Chain blocks (manual and powered)
- Girder clamps/trolleys
- Fibre slings (duplex/round)
- Hydraulic jacks and rams
- Inertia reels
- Lever hoists
- Lashing systems
- Machine skates
- Pallet trucks
- Sack trucks
- Safety harnesses/lanyards
- Shackles
- Snatch blocks
- Pulling machines
- Winches
- Wire rope slings
- And much more



MINI CRANE

The Mini Crane is a ground-breaking innovation in the world of compact lifting solutions. This revolutionary, fully electric-powered product redefines the boundaries of versatility and efficiency, offering a compact crane system that effortlessly combines power and precision in a compact design.

With its advanced technology and user-friendly features, this compact crane is set to revolutionise the way professionals approach lifting challenges, delivering unprecedented performance in a small package. The Mini Crane manoeuvres in tight spaces and can fit in a lift with ease.

Features:

- Fully electric powered
- Up to max SWL 780kg
- Removable counterweight
- Remote control

Capacity	780kg
Max. hoisting height	5.6m and 4.4m without options
Boom outreach	4.6m and 3.3m without options
Battery drive	24V
Control	Remote control; proportional driving and hoisting
1st gear	0.5km/h
2nd gear	1,1km/h
Total weight	1060kg and 960 with options
Hydraulic slewing range	136 degrees
Load moment protection	On overload 90% / 100%
Safety	CE Marking



TRACKED CARRIERS

The 1200 series Tracked Carriers are the ideal all-round carriers. At just 750mm wide the 1200 R and 1200 PRO models can fit through most doorways, and with a substantial 1,200kg maximum capacity the uses are endless.

Tracked Carriers R models use state-of-the-art technology whilst being simple to operate, reliable and easy to maintain. PRO models offer increased features such as gradient monitoring, information feedback and a smart auxiliary output, ideal when increased safety measures are required or powered attachments make the job easier.

Features:

- Power (max) 2.4kW
- Battery capacity 115Ah
- Charger input 110v-230v
- Max capacity on level ground 1200kg on page 17

	R Model	Pro Model
Efficient direct AC electric drive	■	■
Fully proportional remote control	■	■
Maintenance free AGM batteries	■	■
Hazard lights front and rear	■	■
Switchable motion alarm	■	■
On board diagnostics	■	■
Adaptable and extendable platform	■	■
LCD information screen on remote control	-	■
Smart auxiliary output socket	-	■
Automatic gradient/speed monitoring	-	■
Non-marking tracks	□	□
Wide range of attachments	□	□

■ Standard □ Optional



TRACKED CARRIERS

Additional Accessories Available

- Fifth Wheel and Dolly (increases SWL by 1000kg)
- Panel / Glazing A-Frame
- Rotating Table
- Corner Posts



GANTRIES

Material lifts are versatile tools designed to efficiently raise and position heavy materials. These lifts are portable and easy to operate, which is essential for construction, maintenance, and installation tasks where precise material placement is required.



Gantries

Features & Benefits:

- 0.5t - 20t SWL
- Adjustable in height and width
- Report of Thorough Examination Supplied
- Ideal for use where space is at a premium



Aluminium Gantries

Features & Benefits:

- Up to 5t SWL
- Adjustable in height
- Lightweight
- Various beam spans available: 2.5m to 8.4m
- Report of Thorough Examination Supplied



Rapide Gantries

Features & Benefits:

- Up to 1000kg (Rapide Gantry)
- Adaptable, multi-purpose trolleys
- Rapid assembly - one person in less than a minute
- Winch options available
- Load bearing, lockable castors for easy positioning
- Report of thorough Examination supplied
- Can be used as a rescue frame - see page 50
- Harness and lanyard



Shear Legs

Features & Benefits:

- 0.5t - 3t SWL
- Adjustable in height and width
- Report of Thorough Examination Supplied

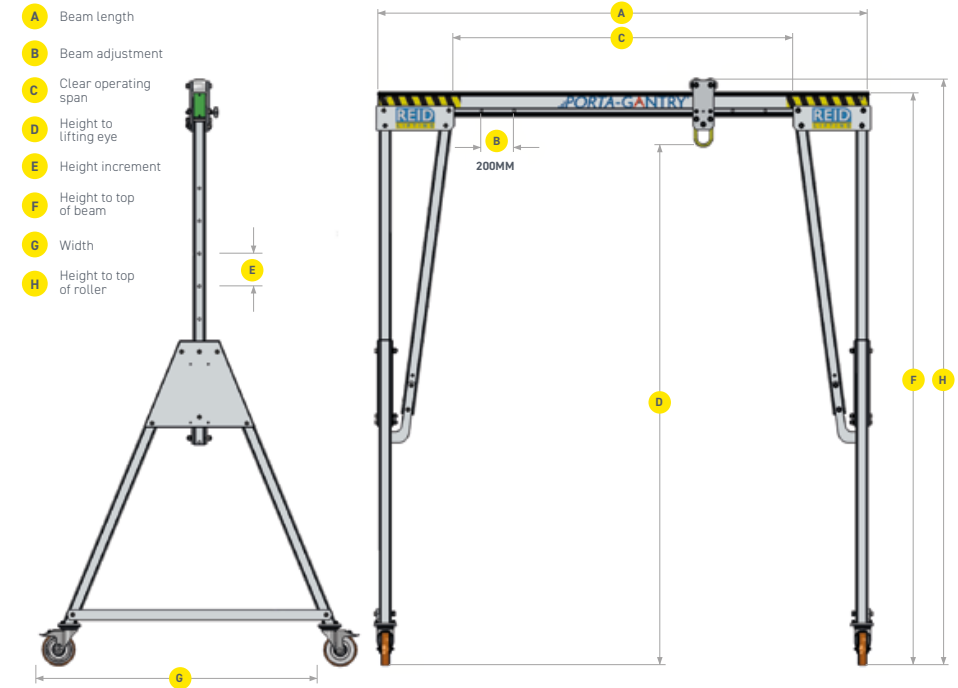
REID PORTAGANTRY

REID PORTAGANTRY 500-5000

Dimensions [mm]

WLL [kg]	Frame size [Product Code]	D Max Height to lifting eye	E Height increment	D Min Height to lifting eye	F Height to top of beam	H Max Height to top of roller	H Min Height to top of roller	G Width	A-Frame weight [kg] (approx)	Trolley roller size	Castor Diam
500	PGAS00500S	2355	5 x 150	1605	2675	2757	2007	1212	32	82	150
	PGAS00500M	2851	5 x 150	2101	3171	3253	2503	1429	42	82	150
	PGAS00500I	3188	5 x 200	2188	3499	3581	2581	1726	50	82	200
	PGAS00500T	4079	6 x 200	2879	4399	4481	3281	2011	56	82	200
	PGAS00500TC4	4527	6 x 200	3327	4847	4930	3730	2234	86	82	200
	PGAS00500TC3	5027	6 x 200	3827	5347	5430	4230	2557	91	82	200
	PGAS00500TC2	5527	8 x 200	3927	5848	5930	4330	2733	97	82	200
PGAS00500TC1	5829	9 x 200	4029	6149	6231	4431	2733	102	82	200	
1000	PGAS01000S	2355	5 x 150	1605	2675	2757	2007	1212	32	82	150
	PGAS01000M	2851	5 x 150	2101	3171	3253	2503	1429	42	82	150
	PGAS01000I	3188	5 x 200	2188	3499	3581	2581	1726	50	82	200
	PGAS01000T	4079	6 x 200	2879	4399	4481	3281	2011	56	82	200
	PGAS01000TC4	4527	6 x 200	3327	4847	4930	3730	2234	86	82	200
	PGAS01000TC3	5027	6 x 200	3827	5347	5430	4230	2557	91	82	200
	PGAS01000TC2	5527	8 x 200	3927	5848	5930	4330	2733	97	82	200
PGAS01000TC1	5829	9 x 200	4029	6149	6231	4431	2733	102	82	200	
2000	PGAS02000S	2355	5 x 150	1605	2675	2757	2007	1212	35	82	150
	PGAS02000M	2851	5 x 150	2101	3171	3253	2503	1429	42	82	150
	PGAS02000I	3188	5 x 200	2188	3499	3581	2581	1726	50	82	200
	PGAS02000T	4079	6 x 200	2879	4399	4481	3281	2011	56	82	200
	PGAS02000TC4	4527	6 x 200	3327	4847	4930	3730	2234	86	82	200
	PGAS02000TC3	5027	6 x 200	3827	5347	5430	4230	2557	91	82	200
	PGAS02000TC2	5527	8 x 200	3927	5848	5930	4330	2733	97	82	200
PGAS02000TC1	5829	9 x 200	4029	6149	6231	4431	2733	102	82	200	
3000	PGAS03000S	2410	5 x 150	1660	2730	2812	2062	1212	56	82	200
	PGAS03000M	2906	5 x 150	2156	3226	3308	2558	1429	61	82	200
	PGAS03000I	3188	5 x 200	2188	3499	3581	2581	1726	73	82	200
	PGAS03000T	4079	6 x 200	2879	4399	4481	3281	2011	85	82	200
	PGAS03000TC4	4527	6 x 200	3327	4847	4930	3730	2234	86	82	200
	PGAS03000TC3	5027	6 x 200	3827	5347	5430	4230	2557	91	82	200
	PGAS03000TC2	5527	8 x 200	3927	5848	5930	4330	2733	97	82	200
5000	PGAS05000IR	3181	5 x 200	2181	3592	3717	2717	1736	99*	125	200
	PGAS05000TR	4049	6 x 200	2849	4487	4612	3412	2021	109*	125	200
	PGAS05000TC4R	4500	6 x 200	3300	4938	5062	3862	2234	96	125	200
PGAS05000TC3R	5000	6 x 200	3800	5438	5562	4362	2557	101	125	200	

S & M versions also available as custom systems
WLL 5000kg dimensions systems are shown using the deeper 'D' section beam



Standard Beam Length A[mm] (Clear Operating Span C = A - 920 mm)

A [mm]	2500	3000	3920	4570	5500	6000	8400	9000
C [Min] [mm]	1180	1680	2200	2050	2980	3480	5880	6480
C [Max] [mm]	1580	2080	3000	3650	4580	5080	7480	8080
WLL Rating [kg]	500	1000	2000	3000	5000			
	19	19	19	37	85*	93*	130*	x
	22	22	22	43	85*	93*	130*	x
	29	29	29	61*	85*	x	x	x
	34	34	34	71*	85*	x	x	x
	41	41	41					
	44	44	44					
	62	79	84					
	66	84	x					

Weight of Beams [kg]

*Clear operating span for D section beams is C = A - 910mm.
To ensure stability of the structure, the operating span of the beam must be equal to or greater than the distance between the castors on the A-frame

MATERIAL HANDLING

GML800+

- High safe working loads, versatile applications, ease of operation and durability are some of the most important aspects in the development of the GML800+ range.
- Manual winch, each with worm gear for powerful use or small use of force when cranking.
- The GML800+ series is constructed such that the outriggers can be mounted to the front and to the rear on the chassis. This allows to combine the lift on respective use and local conditions individually

M-Series	GML800+ /10/M	GML800+ /15/M	GML800+ /20/M	GML800+ /25/M
Working height - Standard fork up	3.49m	4.98m	6.46m	7.94m
Transport position - height/length/width	1.98/1.00/0.78m	1.98/1.00/0.78m	1.8/1.00/0.78m	1.98/1.00/0.78m
Working position - height/length/width	1.98/1.94*/0.78m	1.98/1.94*/0.78m	1.98/1.94*/0.78m	1.98/1.94*/0.78m
Safe working load (load centre at 28 cm)	900kg	850kg	850kg	800kg
Weight Chassis + outriggers	237kg	260kg	293kg	316 kg
Weight - counterbalance weights + box	207kg	207kg	207kg	207kg



SLA Material Lifts

Features & Benefits:

- Up to 454kg SWL
- Lifting heights available up to 25 feet
- One person operation
- Report of Thorough Examination Supplied

SLK Counter Balance Material Lift

Features & Benefits:

- Up to 450kg SWL
- Height lifting up to - 6.90m
- Height Stowed up to - 2.04m
- Length Stowed up to - 1.02m
- Width Stowed up to - 0.80m
- Working position - 2.20m
- Ground Clearance, working position - 0.8m
- Loading height minimum - 0.27m
- Payload - 300kg
- Weight basic chassis - 204kg
- Weight complete - 332kg



Material Lift Attachments

*SWL Reduction at various points - Please ask for details



Boom extension*



Drum support attachment



Platform attachment



Extension forks*

MATERIAL HANDLING



Pallet Trucks

Features & Benefits:

- Up to 3t SWL
- Highly versatile
- Robust construction
- Long reach models available
- Report of Thorough Examination Supplied



Fork Lift Extendable Jib

Features & Benefits:

- Up to 5t SWL
- Extension range up to 3700mm
- Easy installation
- Report of Thorough Examination Supplied



Powered Pedestrian Operated Stacker Trucks

Features & Benefits:

- Up to 1.6t SWL
- 110V/240V charge
- Labour saving
- Report of Thorough Examination Supplied



Counter-Balanced Hydraulic Floor Cranes

Features & Benefits:

- 0.25t - 1t SWL
- Telescopic lifting points
- Highly manoeuvrable
- Report of Thorough Examination Supplied



All Terrain Pallet Trucks

Powered And Manual

Features & Benefits:

- Up to 1.5t SWL
- Ideal for uneven surfaces
- Report of Thorough Examination Supplied



Powered Pallet Trucks

Features & Benefits:

- Up to 2t SWL
- 110V/240V charge
- Labour saving
- Report of Thorough Examination Supplied



Rubble Truck

Features & Benefits:

- Max Load 750kg
- Measures 750mm (w) x 1530mm (l) x 930mm (h)
- 400Litre Volume
- Total weight (empty) 67kg
- Report of Thorough Examination Supplied



Fork Lift Attachments

Features & Benefits:

- Up to 5t SWL
- Highly versatile
- Easy installation
- Report of Thorough Examination Supplied

MATERIAL HANDLING



Out-Rigged Hydraulic Floor Cranes

Features & Benefits:

- 0.25t - 3t SWL
- Highly versatile
- Telescopic lifting points
- Report of Thorough Examination Supplied



Machine Moving Skates

Features & Benefits:

- 6t - 100t capacity
- Available in caterpillar, roto and nylon models
- Easy to use
- Low headroom
- Report of Thorough Examination Supplied



Powered Stair Climbers

Features & Benefits:

- Up to 680kg SWL
- Battery powered
- One man operation
- Report of Thorough Examination Supplied



Panel Trolleys

Features & Benefits:

- Up to 1t SWL
- Robust construction
- For use with glass or flat sheet materials
- Report of Thorough Examination Supplied



2 & 4 Wheel Bogeys

Features & Benefits:

- Up to 2t SWL
- Turntable operation
- Varying platform size
- Flat top and V-shape 2 wheel bogeys also available
- Report of Thorough Examination Supplied



Stair Climbing Trolleys/Sack Trucks

Features & Benefits:

- Up to 0.35t SWL
- Highly versatile
- Report of Thorough Examination Supplied



Skoots

Features & Benefits:

- Up to 5t SWL
- Hydraulic operation
- Highly manoeuvrable
- Report of Thorough Examination Supplied



Crane Forks

Features & Benefits:

- Up to 2t SWL
- Adjustable in height and width
- Supplied with a rated safety net
- Tapered forks for easy pallet pick-up
- Report of Thorough Examination Supplied

MATERIAL HANDLING



Gas Bottle Carrier

Features & Benefits:

- Up to 6 bottle capacity
- Safe method of lifting
- Report of Thorough Examination Supplied



Shifta - Portable Conveyor

Features & Benefits:

- Ideal for stones, aggregate, soil, concrete etc
- Maximum payload 150kg
- 5kVA 110V transformer will run four linked machines
- Max angle 50° depending on material (e.g. stones, aggregate, soil)
- In-built belt tracking and scraper (front & back)
- Detachable hopper
- Report of Thorough Examination Supplied



GEDA 200Z Vertical Material Hoist

Features & Benefits:

- 200kg SWL
- Max height of lift 35m with option of multiple landing gates
- 1.5 x 1.5m base footprint
- Report of Thorough Examination Supplied



GEDA Lift 250 Inclined Material Hoist

Features & Benefits:

- 250kg SWL
- Max height of lift 19m
- Range of load attachments: Adjustable Platform, Tipping Skip, Sheet Carrier
- Report of Thorough Examination Supplied
- Hydraulic lifting and tilting powered by 12V battery pack
- Not suitable for use in the rain
- Report of Thorough Examination Supplied



Bumpa/Hoddi Hoist

Features & Benefits:

- Up to 10m operation
- 110V availability
- Easy Installation
- Hoddi buckets available to hire/purchase
- Report of Thorough Examination Supplied



Glazing Robot - SL 608

Features & Benefits:

- Up to 600kg SWL
- Max working height 4200mm
- Indoor & outdoor options
- Range of models available
- Report of Thorough Examination Supplied



Powered Vacuum

Features & Benefits:

- Up to 1000kg SWL
- Various sizes available
- Loss of vacuum alarm
- Report of Thorough Examination Supplied
- MRTA2
- MRTA6
- MRTA8



Glassboy 330 & 500

Features & Benefits:

- SWL 330kg/500kg
- Max height of hook 2.7m
- Hydraulic lifting arm
- Hoist not included
- Report of Thorough Examination Supplied

MATERIAL HANDLING



Bigfoot

Features & Benefits:

- SWL 280kg
- Max height of hook 2.6m
- Rough terrain wheels
- Report of Thorough Examination Supplied



Concrete Pipe Lifter

Features & Benefits:

- Designed for the safe lifting of pipes from transport vehicles to the placement within trenches
- The RVD-4 can be attached to any lifting device with a quick change facility
- Capable of lifting one pipe up to 4,000kg and with diameters of between 300mm to 1,200mm
- Carrying Capacity - 4000kg SWL
- Gripping Range - 300mm - 1200mm
- For use with suitable plant (Quick hitch operation)



Vacuum Lifting Equipment - SH2500

Features & Benefits:

- Carrying capacity 2500kg SWL
- Petrol powered
- Various suction plates available for use with suitable plant



Kerb and Slab Lifting Equipment - BZ Kerb Handles

Features & Benefits:

- Carrying capacity 50kg
- Gripping range 0mm - 400mm
- One and two person lifting handles
- Not Supplied as a pair



Vacuum Lifting Equipment VH1

Features & Benefits:

- Carrying capacity 25kg and 50kg SWL
- One person operation for lightweight slabs and short transportation distance
- Two person operation up to 50kg



Vacuum Lifting Equipment - SH1000

Features & Benefits:

- Carrying capacity 1000kg SWL
- Petrol powered
- Various suction plates available for use with suitable plant



BVZ Universal Handle

Features & Benefits:

- Carrying capacity 50kg
- Gripping range 0mm - 550mm
- Two person operations



VZ1 Kerb Stone Handle

Features & Benefits:

- Carrying capacity 100kg
- Gripping range 500mm - 1045mm
- Two person operations
- For use with suitable plant

MATERIAL HANDLING

Kerb & Slab Lifting Equipment



EXG Easy Grip Stone Handle

Features & Benefits:

- Carrying capacity 500kg SWL
- Gripping range 0mm - 300mm
- Two person operations
- For use with suitable plant

Kerb & Slab Lifting Equipment



TSV Step Handles

Features & Benefits:

- Carrying capacity 250kg SWL
- Gripping range 70mm - 500mm
- Two person operations
- For use with suitable plant

Kerb & Slab Lifting Equipment



FTZ Uni 50 Concrete Grab

Features & Benefits:

- Carrying capacity 5000kg SWL
- Gripping range 0mm - 850mm
- For use with suitable plant

Pipe & Manhole Lifting Equipment



SVZ Uni Manhole Ring Installation Clamp

Features & Benefits:

- Carrying capacity 2500kg SWL
- Gripping range 900mm - 1800mm (complete with adaptors)
- For use with suitable plant

Kerb & Slab Lifting Equipment



TSV Uni Step Handles

Features & Benefits:

- Carrying capacity 600kg SWL
- Gripping range 50mm - 600kg SWL
- For use with suitable plant

Kerb & Slab Lifting Equipment



FTZ Uni 15 Concrete Grab

Features & Benefits:

- Carrying capacity 1500kg
- Gripping range 0mm - 750mm
- For use with suitable plant

Pipe & Manhole Lifting Equipment



SRG Uni Manhole Ring Clamps

Features & Benefits:

- Carrying capacity 1500kg and 3000kg
- 1500kg gripping range 400mm - 1200mm
- 3000kg gripping range 600mm - 1800mm
- For use with suitable plant

Pipe & Manhole Lifting Equipment



SDH-H Manhole Cover Lifter

Features & Benefits:

- Carrying capacity 1500kg SWL
- 2-4 key cover lifter
- Manual operation

MATERIAL HANDLING

Pipe & Manhole Lifting Equipment



RG5-150 Round Pipe Grab

Features & Benefits:


- Carrying capacity 5000kg
- Gripping range 600mm - 1500mm
- For use with suitable plant



SG40 - SG80 Block/Scissor Grab

Features & Benefits:

- Carrying capacity 2000kg
- Gripping range 500mm - 1100mm
- For use with suitable plant (fork sleeve attachment available)
- Supplied with a rated safety net



VTK-V Block Cart

Features & Benefits:


- Carrying capacity 400kg SWL
- Gripping range 550mm - 1050mm
- One person operation



VPH150

Features & Benefits:

- Up to 150kg SWL
- 12V battery powered vacuum lifter for both slabs and kerbs
- Wheel kit available
- Various suction plates available



BZSH Site Fence Block Lifter

Features & Benefits:

- Carrying capacity 35kg
- One or two person operation
- For use with suitable plant



H-FVZ Boulder Grab

Features & Benefits:

- Carrying capacity 200kg SWL
- Gripping range 0mm - 600mm
- Two person operation
- For use with suitable plant



Stone Magnet

Features & Benefits:

- Carrying capacity 600kg SWL
- For use with suitable plant
- Various suction plates available
- Wheel kit available

SAFETY

Safety in lifting operations is crucial to protect workers from falls and other potential hazards. Using reliable safety equipment significantly reduces the risk of accidents and enhances overall safety on the job site.



Safety Harnesses

Features & Benefits:

- Fully adjustable harnesses
- Full range available
- Arrest and restraint lanyards available
- Fully compliant with PPE regulations
- Report of Thorough Examination Supplied
- Accreditation to EN361



Lanyards

Features & Benefits:

- Available in restraint or shock absorber designs
- Various connectors available
- Standard length 2m
- Single or twin leg available



Fall Arrest Device

Features & Benefits:

- Available up to 30m
- Fail safe locking mechanism
- Robust and compact
- Report of Thorough Examination Supplied



RAPIDE GANTRIES – Confined Space

Features & Benefits:

- Personnel WLL up to 250kg
- 3 Person Fall Arrest to EN795:1997
- Certified as part of an EN363 compliant system.
- ATEX: Suitable for use in ATEX Zone 2 explosive atmosphere
- Lightweight and Portable
- Within Manual Handling Guidelines weighing 33kg
- Report of Thorough Examination supplied



Man-Riding and Stretcher Cradles

Features & Benefits:

- Up to 1t SWL or four men
- Variety of sizes/models available
- Compliant to current legislation
- Report of Thorough Examination Supplied



Our dedicated Safety & Communications depots can also provide escape sets, gas detectors, defibrillators, winches and much more. Just visit www.sunbeltrentals.co.uk for further info.

LOAD MEASUREMENT

Load measurement equipment such as load indicators ensures accurate weight readings and prevents overloading. These devices are essential for maintaining safety and compliance with load limits during lifting operations.



Digital Load Indicators

Features & Benefits:

- Up to 100t SWL
- Remote readout available
- Compact and lightweight
- Accuracy: $\pm 0.2\%$ of nominal capacity
- Report of Thorough Examination Supplied



Compressive Load Indicators

Features & Benefits:

- Up to 100t SWL
- Hand held readout
- Robust and compact
- Report of Thorough Examination Supplied



Weight Stillage and Trolley

Features & Benefits:

- Designed to enable the user to easily move weights around and greatly reduce the level of manual handling required
- Each stillage can hold 4 no 20kg weights and added to the self-weight of the stillage totals 100kg
- Each stillage with weights can then be transported by the trolley and positioned where required eliminating any carrying of the weights
- For most hires only one trolley would be required and the respective number of weights and stillages to achieve the required total weight requirement by the customer
- Commonly used for all types of testing work



Test Weights

Features & Benefits:

- Wide range available
- Transportation supplied
- Report of Thorough Examination Supplied



Test Cradles

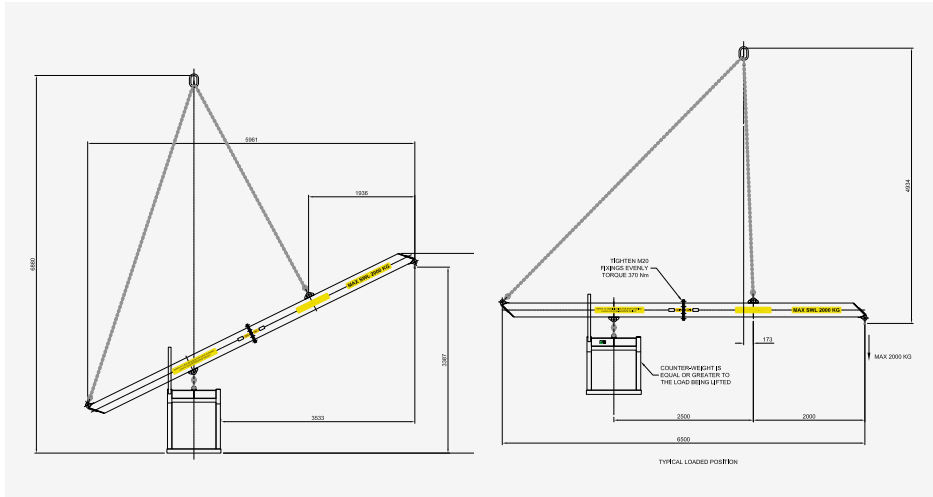
Features & Benefits:

- Wide range available
- Full specifications upon request
- Report of Thorough Examination Supplied



LIFTING BEAMS

We offer a range of lifting beams from 1 tonne to 50 tonne designed to accommodate different load capacities. Whether you need a compact beam for lighter loads or an extended beam for larger, more complex lifting operations, we tailor it to meet your needs.



Counter Balanced Lifting Beam

Features & Benefits:

- Up to 50t SWL
- 1m - 12m effective working lengths (subject to model type)
- Lightweight design
- Single or Multipoint Configuration
- Report of Thorough Examination Supplied



Lattice Roof Sheet Beam

Features & Benefits:

- Up to 3t SWL
- Available up to 42m length in 3m sections
- Lightweight
- Report of Thorough Examination Supplied



Adjustable Lifting Beam

Features & Benefits:

- Up to 6t
- Span 1.25m-2.75m
- Centre Lift
- Semi-Spreader
- Multi-Point



AML Lifting Beam

Features & Benefits:

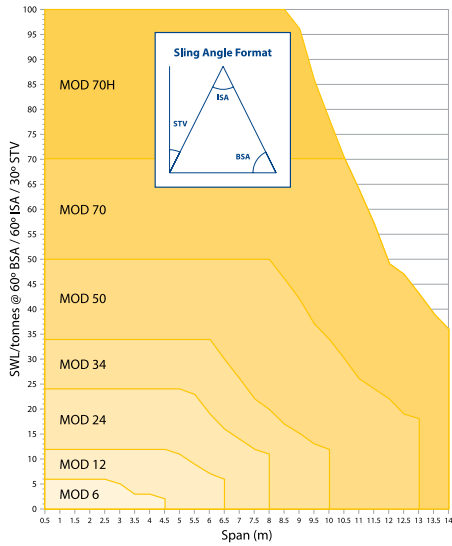
- Up to 24t
- Span 3m-10m
- Centre Lift
- Semi-Spreader
- Multi-Point

SPREADER BEAMS

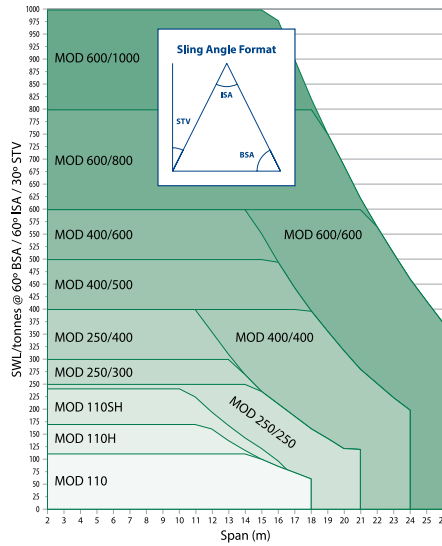
Modular Spreader Beams

Load v Span Chart - Modulift Spreader Beam

Standard Range



Heavy Range



Weight per Set (kgs)

Weight	MOD 6	MOD 12	MOD 24	MOD 34	MOD 50	MOD 70/H	MOD 110/H	MOD 110SH	MOD 250	MOD 400	MOD 600
Max. Component Weight	8.1	19	41	51	140	240	367	444	860	165	2665
Min. Component Weight	0.6	1.3	5	7	11	17/32	4/45	63	90	135	135
Weight at Max. Span	32	75	178	290	532	972/1090	1970/2130	2628	4895	8260	17260

* Weight based on heaviest spreader in series using configuration recommended in user instructions


What size shackle do I need?

Standard Range



MOD 6

Top: 4.75t
Lower: 3.25t




MOD 12

Top: 8.5t
Lower: 6.5t




MOD 24

Top: 17t
Lower: 12t



MOD 50

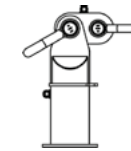
Top: 35t
Lower: 25t



MOD 70/H

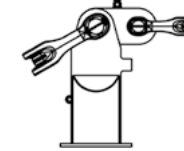
Top: 55t/85t
Lower: 35t/55t

Heavy Range



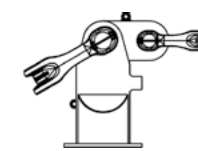
MOD 110/H/SH

Top: 85t/120t/150t
Lower: 55t/85t/120t



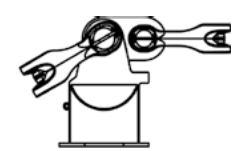
MOD 250

Top: 200t-300t
Lower: 125t-200t



MOD 400

Top: 300t-400t
Lower: 200t-400t



MOD 600+

Top: 300t-600t
Lower: 200t-500t

Standard Range - Components Per Set


Spreader System	Strut											End unit	Drop link		
	0.1m	0.2m	0.25m	0.3m	0.5m	0.6m	0.75m	1.0m	1.5m	2.0m	3.0m			4.0m	6.0m
MOD 6	1	1		1		1		4						2	2
MOD 12			1		1		1	1	3					2	2
MOD 24					1			1		3				2	2
MOD 34					1			1		4				2	2
MOD 50						1		2		1		2		2	2
MOD 70/70H						1		1		2		2		2	2
MOD 110/110H						1		1		2		3		2	2
MOD 110SH						1		1		1		3		2	2
MOD 250-250/ 250-300/250-400							1		1		2	1		2	2
MOD 400-400/ 400-500/400-600							1		1		1	1		3	2
MOD 600-600/ 600-800/600-1000								1		1		1	1	3	2

* Please note: Custom length Struts are available on request

SPREADER FRAMES

Features & Benefits:

- Up to 80t
- Ideal for lifting long or heavy loads from 4 lifting points
- Frame length ranges from 1m up to 12m
- 4 lifting points to spread the weight of the lift evenly across the load of the frame



CMOD® 6 (4-Point) SWL/Tonnes @ 30° STV

2.5						8
2				8	8	8
1.5			8	8	8	8
1		8	8	8	8	6
0.5	8	8	8	6	6	6
Span (m)	0.5	1	1.5	2	2.5	

CMOD® 24 (4-Point) SWL/Tonnes @ 30° STV

6						23
5					30	21
4				30	24	19
3			30	30	24	18
2		30	30	30	24	17
1	30	30	30	24	22	16
Span (m)	1	2	3	4	5	6

CMOD® 12 (4-Point) SWL/Tonnes @ 30° STV

4								16
3.5							16	16
3					16	16	15	14
2.5				16	16	15	14	13
2			16	16	16	14	13	12
1.5		16	16	16	16	14	12	12
1	16	16	16	16	16	14	12	12
0.5	16	16	16	16	16	14	12	12
Span (m)	0.5	1	1.5	2	2.5	3	3.5	4

CMOD® 34 (4-Point) SWL/Tonnes @ 30° STV

8								24
7							32	23
6					40	31	22	22
5				40	40	28	20	20
4			40	40	34	26	19	19
3		40	40	40	34	24	18	18
2	40	40	40	40	32	23	17	17
1	40	40	40	40	34	30	22	16
Span (m)	1	2	3	4	5	6	7	8

CMOD® 50 (4-Point) SWL/Tonnes @ 30° STV

11											32
10										41	31
9								50	39	29	29
8							50	48	37	28	28
7						60	50	45	35	27	27
6					60	60	50	43	33	26	26
5				60	60	60	50	40	32	25	25
4			60	60	60	50	49	38	31	24	24
3		60	60	60	60	50	47	37	30	23	23
2	60	60	60	60	60	50	45	36	29	23	23
1	60	60	60	60	60	60	50	44	35	28	22
Span (m)	1	2	3	4	5	6	7	8	9	10	11

CMOD® 70 (4-Point) SWL/Tonnes @ 30° STV

12												63
11											70	60
10										80	70	58
9								80	80	70	55	55
8							80	80	80	67	53	53
7						80	80	80	70	65	51	51
6					80	80	80	80	70	60	62	49
5				80	80	80	80	80	70	60	60	47
4			80	80	80	80	80	80	70	60	58	46
3		80	80	80	80	80	80	80	70	60	56	45
70	80	80	80	80	80	80	80	70	70	60	55	44
1	80	80	80	80	80	80	80	70	70	60	54	44
Span (m)	1	2	3	4	5	6	7	8	9	10	11	12

* Load v span charts for CMOD® 110 and 250 (4-Point), and load v span charts for CMOD® (6-Point) and (8-Point) are available on request

MODULAR BEAMS



Features & Benefits:

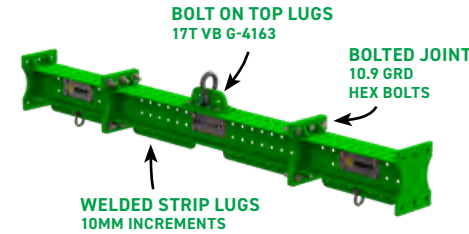
- Up to 600t
- Ideal for lifting long and heavy loads
- Beam length up to 26m
- Reduces the chances of load tipping, sliding, bending or crushing
- Bespoke quotes available

	Max SWL	Beam Length
Modular 6 Beam	6t	0.4m - 4.5m
Modular 12 Beam	12t	0.5m - 6.5m
Modular 24 Beam	24t	1m - 8m
Modular 50 Beam	50t	1m - 13m
Modular 70 Beam	70t	1m - 14m
Modular 110 Beam	110t	2m - 18m
Modular 250 Beam	250t	2m-21m
Modular 400 Beam	400t	2m-24m
Modular 600 Beam	600t	2m-24m



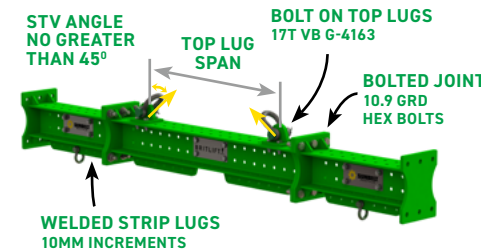
MULTIPOINT LIFTING SYSTEMS

Centre Lift Beam



Load Information 1-10m	
Total Span (m)	SWL
1-3 metres	16 tonnes
4 metres	13 tonnes
5 metres	10 tonnes
6 metres	7 tonnes
7 metres	6 tonnes
8 metres	4 tonnes
9 metres	3 tonnes
10 metres	2 tonnes

Semi-Spreader Lifting Beam



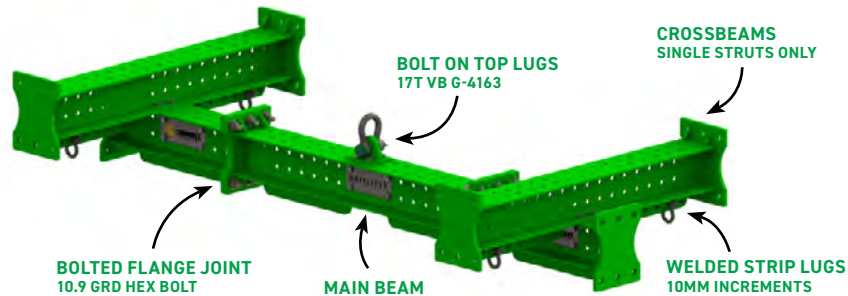
WLL Load Evenly Split Over 2 Bottom Points	
Total Span (m)	SWL (Top lug span must be set at half of total span)
4 metres	19 tonnes
5 metres	17 tonnes
6 metres	14 tonnes
7 metres	11 tonnes
8 metres	9 tonnes
9 metres	7 tonnes
10 metres	5 tonnes

WLL Load Evenly Split Over 3 Bottom Points Evenly Distributed Over Full Span	
Total Span (m)	SWL (Top lug span must be set at half of total span)
4 metres	23 tonnes
5 metres	23 tonnes
6 metres	20 tonnes
7 metres	16 tonnes
8 metres	13 tonnes
9 metres	10 tonnes
10 metres	7 tonnes


WLL Load Evenly Split Over 4 Bottom Points Evenly Distributed Over Full Span	
Total Span (m)	SWL (Top lug span must be set at half of total span)
4 metres	23 tonnes
5 metres	23 tonnes
6 metres	23 tonnes
7 metres	22 tonnes
8 metres	18 tonnes
9 metres	14 tonnes
10 metres	10 tonnes

MULTIPOINT LIFTING SYSTEMS

Lifting H Frame



Under-slung Lifting Beam



Single Top Lug Lifting (Tonnes)

Cross Beam Span (m)	4	4	4	4	4						
	3	6	6	6	6	4					
	2	8	8	8	8	6	4	2	1		
	1	10	10	10	10	8	6	4	2	1	1
		1	2	3	4	5	6	7	8	9	10
	Primary Beam Span (m)										

Double Top Lug Lifting - 2 Leg Connection (Tonnes). Top Lug Span Must Be Half The Length Of The Primary Beam

Cross Beam Span (m)	4	6	6	6	6						
	3	7	7	7	7	6					
	2	10	10	10	10	8	6	3	2		
	1	16	16	12	12	10	8	6	3	1	1
		1	2	3	4	5	6	7	8	9	10
	Primary Beam Span (m)										

Load Information 1-10m	
Total Span (m)	SWL
1-3 metres	16 tonnes
4 metres	13 tonnes
5 metres	10 tonnes
6 metres	7 tonnes
7 metres	6 tonnes
8 metres	4 tonnes
9 metres	3 tonnes
10 metres	2 tonnes

Bespoke quotes and full specification are available depending on your request.

For more information contact:
liftingsenquiries@sunbeltrentals.co.uk
 0330 175 7308

HEAVY LIFT AND CRANE HIRE

We are proud to offer a variety of Heavy lift and Crane Accessories, including industry changing Modulift Spreader and Lifting Beam range that can offer lifting solutions up to 1000 tonne SWL.

Our range of Heavy Lift equipment is immediately available for hire or supply and our team of experts can carry out site surveys to help find solutions to overcome any Heavy Lift challenge our customers may face.

OUR RANGE OF ACCESSORIES INCLUDE:

- Modular spreader beams up to 1000t
- CMOD Lifting Frame up to 250t
- Widebody shackles up to 500t
- Wire ropes/grommits 600t
- Dyneema ropes and slings
- Crane accessories and mats
- Active Link drop links with data logging available

OUR SERVICES INCLUDE:

- Bespoke design and manufacture of lifting beams/accessories
- Advice on rig planning and full
- Site Surveys



Mini Cranes

Features & Benefits:

- Up to 2t SWL
- Small and compact
- Report of Thorough Examination Supplied
- Ideal for Curtain Wall installation
- Battery powered



Spider Mini-Cranes

Features & Benefits:

- Up to 1t SWL or four men
- Compliant to current legislation
- Report of Thorough Examination Supplied



Crane Lifting Accessories

Features & Benefits:

- Up to 100t SWL
- Conventional and all terrain specifications
- Site survey available upon request
- Banksman/riggers and appointed person supplied if required
- Report of Thorough Examination Supplied



Crane Skips

Features & Benefits:

- Up to 2000L
- Master flow, geared, rollover and funnel types available
- Report of Thorough Examination Supplied

BESPOKE DESIGNS AND SOLUTIONS

Sunbelt Rentals is able to arrange the design, manufacture and supply of a wide variety of lifting equipment, working with expert supply partners to ensure our customers get the highest quality and safest equipment every time.

We are always looking for innovation, to develop and adopt new lifting equipment to assist our customers. By working with our expert supply partners, all designs are fully

supported by technical files with design calculations and drawings and we have worked alongside many of the UK leading names in Construction, Glass panel installation and Structural engineers.



CASE STUDIES

Client MGA Northwest Limited
Project Name Birkenhead Bridge
Location Birkenhead, Wirral

The Challenge

This was a high profile project as there was significant disruption to the travelling public during the dismantling work. The route between Wallasey and Birkenhead is ordinarily very busy and there was no through route along Tower Road during the works, so time was of the essence. The bridge needed to be lifted by a floating crane and lifted over 300 metres to the quayside. With uncertainty relating to the exact weight of the bridge, Sunbelt Rentals were tasked with supplying over 400 tonne of lifting tackle to complete this challenging lift.



The Solution

Following an assessment of the lift based on the customer's plan, Sunbelt Rentals provided a comprehensive list of all the products and accessories needed to complete the lift successfully. This comprised a floating crane capable of lifting the structure and carrying it across to the quayside. The product range supplied by Sunbelt Rentals included a 400 Tonne Modular Beam, 250 Tonne Dyneema Round Slings, 110H Modular Beams, 58 Tonne Wire Rope Slings, 55 Tonne Collar Chains and Widebody Shackles. Due to the heavy weight of the dismantled steel bridge, Health and Safety was the ultimate priority and Sunbelt Rentals' expertise in the lifting sector was absolutely critical.

The Results

The lift was successfully completed in a single day with all lifting equipment supplied by the local Sunbelt Rentals service centre in Liverpool. This project showcased Sunbelt Rentals' investment in heavy lifting equipment, and our expertise in completing demanding lifts.

Client Osprey Ltd
Project Name Water for Maiden Voyage
Location Isle of Wight

The Challenge

Osprey accepted a scope of work from shipbuilder Wight Shipyard to move the vessel from the shed where it was built to the water at Venture Quays, Cowes on the Isle of Wight, before a course was set for its final destination in Austria. The 250-passenger Twin City Liner is 39.7m long, 11.1m wide, and 6.8m high.

The first challenge was removing the vessel, which is due to arrive in Vienna in time for the start of the new season at the end of March 2019 from its building. Osprey selected two, six-axle Goldhofer self-propelled modular transporters (SPMT) to work in tandem to move the load to within the reach of the Liebherr LTM1800D. The crane was complete with a 36m high rig, designed to accommodate a 3.7m centre of gravity offset and different elevations of the boat's lifting eyes.



The Solution

A Modulift MOD400 was used at a 29m span beneath 29m long and 26.4m long top slings to balance the lift, these Dyneema and polyester slings also provided by Sunbelt Rentals. Two MOD70H beams were used underneath, one at 5.5m long and the other at 4m. Again, two different lengths of sling were used to connect them to the top beam—3m at the stern (back) and 3.9m at the bow (front). The slings that met the lifting eyes at the bottom of the rig were all 4m in length.

Danny Skidmore, heavy cranes manager at Osprey, said: "We had to work closely with shipbuilders and naval architects, and refer to CAD (computer-aided design), to devise a method of lifting the catamaran safely and completely level. The previous time we lifted such a vessel, we used two cranes in tandem, but mobilising two cranes of that size represents a large-scale operation and high costs, not to mention the disruption it has on the shipyard. We wanted to come up with a way to minimise mobilisation and limit the impact on our client's busy, marine environment."

CASE STUDIES

Client NG Bailey
Project Name Custom Electric Stackers
Location The Forge, 105 Sumner Street, London

NG Bailey is the UK's leading independent engineering and services business, bringing buildings and infrastructure to life.

One of their latest projects is a multi-level development in Central London called The Forge. The Forge is two new-build commercial office buildings, built around a publicly accessible internal courtyard, in total comprising c. 139,000 sq ft. It will be nine storeys high with reception and basement areas. The development will be a high quality and sustainable building with a vastly improved streetscape and public realm.

NG Bailey approached Sunbelt Rentals during the early stages of the project to support with developing a solution to safely lift and install pre-assembled modules. The modules were manufactured off-site and contained all of the electrics and pipework needed during the construction of the development.

“ With a challenging set of project constraints, it was great to see Sunbelt Rentals understood our needs both on paper and on-site. Since using the custom stackers, we have increased our module installation productivity and made the installation process safer due to the extended forks. ”

Chris Baggley
Project Engineer, NG Bailey

The Challenge

NG Bailey had initially planned on using standard stackers to lift the modules into place, however this presented a number of challenges.

The stackers needed to be a net weight of less than 2,000 kg to be transported using a goods lift between floors. Standard forks wouldn't be long enough to lift the modules into position, however adding extension forks would have gone against the manufacturer's recommendation, so wasn't an option.

The Solution

Working closely with our supplier, SHS Handling, Sunbelt Rentals developed and engineered a custom solution, an extended fork electric stacker. The weight of these custom designed stackers was kept below 2,000 kg so they could use the goods lifts on-site, they also gave NG Bailey maximum clearance between the forks and mast so the modules could be positioned correctly. The solution was engineered, manufactured and delivered to site within 12-weeks.

The Results

Sunbelt Rentals invested in four of the custom designed stackers and supplied them to the site in early September ensuring NG Bailey were able to complete that phase of the project safely, on schedule and without disrupting the wider site. The stackers are now on long-term hire with NG Bailey.



RENTAL EQUIPMENT AND MANAGED SOLUTIONS



Sunbelt Rentals - Providing rental and managed solutions into every market sector.



Plant

The widest range of plant including the latest stage v and battery powered machines in the UK



Industrial

On your site to meet the demands where every second counts



Climate Control

Economical and efficient temperature control and HVAC solutions



Rail

We support the Network Rail and Transport for London infrastructure



Plant Attachments

The sole UK distributor for several of the world's leading attachment manufacturers



Utilities

The UK's largest specialist Utility hire company



Accommodation

24/7/365 call out facility covering 20,000 items on fleet



Hoists

We hold over 10km of mast sections, enough to scale London's Shard building over 32 times



Powered Access

The combined height and reach of our equipment can transport you safely over 50,000 metres



Safety & Communications

Knowledgeable and experienced specialists in this field



Trakway

Award winning engineered access and ground protection solutions



Formwork & Falsework

We are the exclusive hire supplier of MEVA products in the UK



Lifting

Our solutions have been used on 7/10 of the tallest buildings in the UK



Survey

Industry-leading supplier of land survey and precision measurement technologies



Traffic Management

24/7 national coverage with operations covered by QEHSS accreditations



Training

Dedicated Health and Safety training to qualify our own people and our customer's people



Energy

From fuel saving cleaner energy solutions to the latest stage v generators, we have a temporary power solution for every site



Test & Monitoring

Europe's leading test equipment specialists since 1996



Barriers & Fencing

Crowd control and perimeter security solutions



Lighting

Our state-of-the-art tower lights will keep your worksites safe and secure



Tools

From battery powered hand tools to compressors, compactors and cleaning equipment we offer a wide range of tool hire that's local to you



Non-Mech

Essentials for every site; fencing, barriers, trenching, ground protection, vehicle and pedestrian control solutions



Film & TV

From cameras, grip and lighting to backlot infrastructure



Flooring Solutions

Floor care and maintenance equipment to prepare, clean and maintain any floor, any size, anywhere

DEPOT CONTACTS AND LOCATIONS

EAST LONDON

Unit D3, Star Business Centre,
Marsh Way, Fairview Industrial
Estate, Rainham, Essex RM13 8UP
0845 872 5605

IPSWICH

Unit 5, Boss Hall Business Park,
Ipswich IP1 5BN
0845 872 5609

WEST LONDON

Unit 1, Abenglen Industrial Estate,
Betam Road, Hayes,
Middlesex UB3 1SS
0845 864 3413

BRIDGWATER

Unit 3, Wylids Road,
Bridgwater, Somerset TA6 4LF
01278 410 755

WEST MIDLANDS

Units A-C, 100 Dudley Road East,
Oldbury, West Midlands B69 3EB
0121 544 1333

EGREMONT

Unit 8, Bridge End, Egremont,
Whitehaven CA22 2RD
01946 823905

MANCHESTER

Jardine Way, Chadderton,
Oldham, Manchester OL9 9QL
0161 745 9237

LIVERPOOL

Unit 10, King Edward Industrial
Estate, Gibraltar Row,
Liverpool L3 7HJ
0151 236 2260

SHEFFIELD

Unit 1, Brooklands Business Park
Leigh Street, Sheffield S9 2PR
0114 243 0230

GRIMSBY

Unit 1, Estate Road No.6,
South Humberside Industrial
Estate, North East Lincolnshire
DN31 2TG
01472 352 845

HULL

Saltend Chemicals Park,
Hull HU12 8DS
01482 322 120

GATESHEAD

18D Follingsby Park, Gateshead,
Tyne and Wear NE10 8YF
0191 417 6488

WILTON

Castleton Court, Wilton
International, Redcar,
Teesside TS10 4RG
01642 457325

GLASGOW

1 Earl Haig Road, Hillington Park,
Glasgow G52 4JU
0141 810 2938

NEWARK

Brunel Drive, Newark NG24 2DE
01636 677 121

FAWLEY

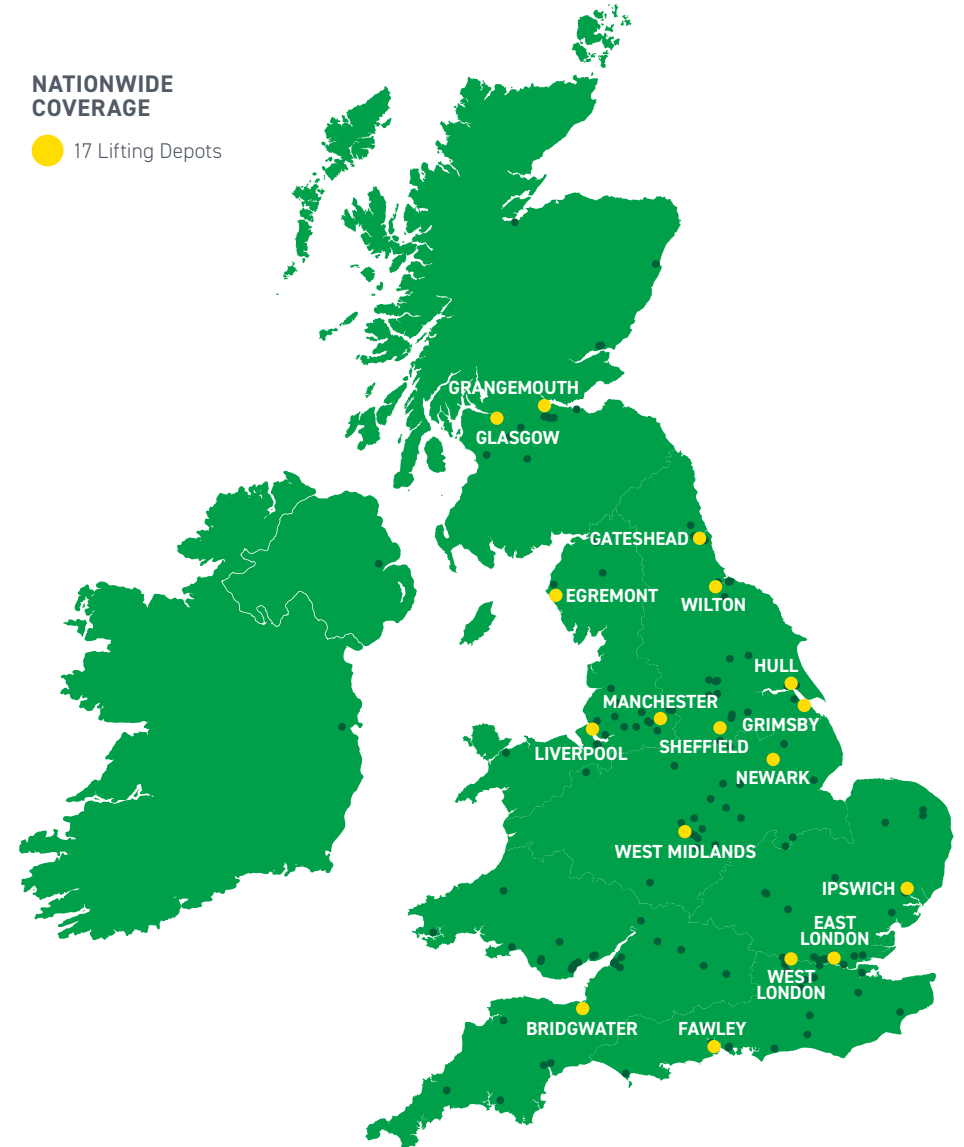
Rigging Loft, Block 3 CMB
Fawley Refinery, Fawley SO45 1TX
02382 148356

GRANGEMOUTH

1 Wholeflats Road,
Grangemouth FK3 9UY
01324 485731

NATIONWIDE COVERAGE

● 17 Lifting Depots



Whatever, whenever, wherever.
Leave the **how to us.**