

PLANT ATTACHMENTS

JANUARY 25



3000+ Attachments

50+ Plant attachments experts

6 Specialist locations

Leave the how to us.

We are the UK's leading plant attachment hire and sales service.


Our experienced team will help you select the right equipment, making sure the attachment is compatible with your excavator and factoring in everything from bespoke hitches to unique machine requirements.

Safety is our number one priority.

As part of our service we deliver, install and ensure you are fully confident in using your attachment.

Services include:

- Pressure testing
- Drain line installation
- Machine setting advice



CONTENTS

DEMOLITION

Hydraulic Breakers - 1-40+ Tonne	6
Fixed Pulverizer - 13-25+ Tonne	7
Rotating Pulverisers and Multi Processor - 5-35 Tonne	8
Demolition/Scrap Shear - 8-30 Tonne	9
Mini Crusher - 3-8 Tonne	10
Crushing Bucket - 10-29 Tonne	11
Demolition/Recycling Grab - 5-35 Tonne	12
Rock Grab - 20-30 Tonne	13

GROUNDWORKS

Augers - 1.5-50+ Tonne	14
Sheet Pile Hammers - 5-35+ Tonne	15
Vibrating Post Driver - 5-8 Tonne	15
Compaction Plate - 2-40 Tonne	18
Patch Planer - 5-13 Tonne	19
Rock Wheel - 8-45 Tonne	20
Concrete Pouring Bucket - 13-20 Tonne	21

PILE CROPPERS

Linked CFA Cropper Type 314 - 8-20+ Tonne	23
Linked CFA Cropper Type 380 - 22-30+ Tonne	24
4 Jaw Cropper - 12-18 Tonne	25
2 Jaw Cropper - 13+ Tonne	26
Square Cropper - 7+ Tonne	27

MATERIAL HANDLING

Screening Bucket - 13-30 Tonne	28
Tilt and Ditch Bucket - 5-20 Tonne	29
V Bucket - 8-20 Tonne	30
Pallet Forks - 6-24 Tonne	32
Pallet Forks Extensions - 2-4 Tonne	32
Pipe Lifter - 13-20 Tonne	33
Clamshell Bucket - 12-25 Tonne	34
Block Grab - 4+ Tonne	35
Riddle Bucket - 5-30+ Tonne	35
Sweeper Brush - 5-20 Tonne	35

FORESTRY

Tree Shear - 5-30 Tonne	38
Flail/Mulcher - 6-16 Tonne	39
Land Rake - 3-22 Tonne	40
Ripper Tooth - 5-35 Tonne	40
Stump Grinder - 6-13 Tonne	41

RAIL

Arc Rail Cropper - 17-30 Tonne	42
Manipulator - 13-22 Tonne	44
Timber Grab - 10-22 Tonne	45

Sales, Spares & Repairs	46
------------------------------------	----

Sunbelt Rentals Products and Managed Solutions	48
---	----

Locations	50
------------------	----



DEMOLITION

Hydraulic Breakers

The largest and most modern hire fleet of hydraulic breakers in the UK.

Models available to fit 1-50+ Tonne excavators.

We have been the UK's sole distributor for Soosan Hydraulic Breakers since 2010. Soosan is the third largest manufacturer of breakers in the world and is renowned for their products on-site reliability and high power to weight performance.

Excavator requirements

- Standard Breaker Circuit



Technical Specification

TO FIT EXCAVATOR WEIGHT (TONNE)	MODEL	OPERATING WEIGHT (KG)	IMPACT RATE (BPM)	ROD / CHISEL DIAMETER (MM)	HOSE DIAMETER (INCH)	MAX PRESSURE (BAR)	OIL FLOW RANGE (L/MIN)
0.8-3	SB10/SQ10	102	800-1400	40	0.5	90-120	15-30
1.5-3	SB20/SQ20	126	700-1200	45	0.5	90-120	20-40
5	SB35/SQ35	224	500-1000	60	0.5	100-130	30-60
5-8	SB40/SQ40/ SB43/SQ43	317 / 375	400-800	68 / 75	0.5	120-150	50-90
13	SB50	861	350-700	100	0.75	150-170	80-110
20-25	SB81	1766	350-500	140	1	160-180	120-180
20-30	SB100	2071	300-450	150	1	160-180	150-210
30-35	SB121	2632	30-450	155	1.25	160-180	180-240
35-40+	SB140	3090	250-350	165	1.25	160-180	200-260
40+	SQ150	3991	200-350	175	1.25	160-180	210-290

Fixed Pulveriser

Also known as 'Concrete Crushers' or 'Concrete Munchers'.

Pulverisers crush and process concrete on site separating it from re-bar and leaving behind smaller material, making it easier for processing and manoeuvring. The jaws close together with a crushing force of up to 200 Ton.

Excavator requirements

- Dual Flow



Technical Specification

TO FIT EXCAVATOR WEIGHT (TONNE)	MODEL	MAX JAW OPEN (MM)	CRUSHING FORCE TIP END (TON)	CRUSHING FORCE BLADE CENTRE (TON)	WEIGHT (KG)	MAX PRESSURE (BAR)	OIL FLOW RANGE (L/MIN)
13-17	HFP 12V FRD 12V	690	65	150	1600	310	120-200
13-17	F12RD	700	65	150	1250	310	120-200
18-25	POSHER 200	864	70	200	2020	320	180-250

DEMOLITION

Rotating Pulverisers and Multi Processor

We have a range of Rotating Pulverizers and Multi Processors. Rotating Pulverisers are used to take down re-enforced concrete structures. The rotation function gives extra manoeuvrability when taking down high structures. Multi Processors can be used with either a shear or pulveriser jaw - which can be changed easily on site.

Excavator requirements

- Dual Flow
- Rotation Circuit



Technical Specification

TO FIT EXCAVATOR WEIGHT (TONNE)	MODEL	OPERATING WEIGHT (KG)	JAWS AVAILABLE	ROTATE	MAX PRESSURE (BAR)	OIL FLOW RANGE (L/MIN)
5-9	HCC-5V	480	Pulveriser	360°	250	80-150
12-18	MK13	1500	Shear/Pulveriser	360°	310	180-250
12-18	HRP 14V	1500	Pulveriser	360°	310	180-250
18-25	MK15	2200	Shear/Pulveriser	360°	310	180-250
25-35	MK20	2700	Shear/Pulveriser	360°	310	200-300

Demolition/Scrap Shear

Heavy duty demolition shears are specially designed for taking down steel structures and cutting thick metals. Will cut most profiles of steel, including pylons.

Commonly used in scrap metal yards, for recycling purposes and the demolition of multi-storey buildings.

Trevi Benne are a world renowned manufacturer of specialised demolition attachments, their low onsite maintenance and excellent onsite performance makes them popular with specialist off shore and nuclear demolition projects where reliability is of the utmost importance.

Note: Multi Processors are also available with shear jaws.

Excavator requirements

- Dual Flow
- Rotation Circuit



Technical Specification

TO FIT EXCAVATOR WEIGHT (TONNE)	MODEL	MAX JAW OPEN (MM)	CRUSHING FORCE TIP END (TONNE)	CRUSHING FORCE BLADE CENTRE (TONNE)	ROTATE	WEIGHT (KG)	MAX PRESSURE (BAR)	OIL FLOW RANGE (L/MIN)
8	CS05	335	30	50	360°	465	280	80-150
10-13	CS07	610	46	98	360°	1500	280	100-150
18-23	CS20 RS	535	60	250	360°	2750	310	180-250
22-30	CS25 RS	570	100	420	360°	2790	310	200-300

DEMOLITION

Mini Crusher

Used for both primary and secondary demolition. This attachment is suited to intricate, high-rise deconstruction including secondary demolition of walls and ceilings – it will fit excavators from 3 tonne.

Excavator requirements

- Dual Flow



Technical Specification

TO FIT EXCAVATOR WEIGHT (TONNE)	MODEL	MAX JAW OPEN (MM)	CRUSHING FORCE TIP END (TONNE)	CRUSHING FORCE BLADE CENTRE (TONNE)	ROTATE	MAX PRESSURE (BAR)	OIL FLOW RANGE (L/MIN)
3-8	SMC03-MS	750	32	105	360° (Manual)	250	40-100

Crushing Bucket

Used for crushing various aggregates - Rock, Concrete, Granite, Brick etc.

Output material ranges from 15mm - 135mm (shims used to determine output size).

The crushing bucket allows companies to recycle and reuse materials eliminating the cost and need for landfill.

Excavator requirements

- Standard hammer circuit
- Drain line (Sale or Return)



Production average/Toughness of material

OUTPUT (M3/H)														
CRUSHING OUTPUT ADJUSTMENT (MM)	15	20	30	40	50	60	70	80	90	100	110	120	130	140
C50 S4	4	4.8	6.3	7.8	9.3	10	-	-	-	-	-	-	-	-
BF60.1 S4	7	7.7	9	10.4	11.7	13	14.4	15.8	17.1	18.5	19.8	21	23	-
BF80.3 S4	10	11	13	15	17	19	21	23	25	27	29	31	33	34

Technical Specification

TO FIT EXCAVATOR WEIGHT (TONNE)	MODEL	WEIGHT (EXCLUDING SADDLE) KG	MATERIAL OUTPUT (MM)	CAPACITY (M³)	MAX PRESSURE	OIL FLOW RANGE (L/MIN)
8	C50 S4	750	15-60	0.15	220	90-120
10-18	BF60	1650	15-130	0.55	220	120-180
18.5-29	BF80	3000	15-135	0.7	220	150 - 220

DEMOLITION

Demolition/Recycling Grab

Heavy duty demolition grabs available in both rotation and non-rotation options.

Hydraulic grabs are used for a wide range of applications:

- Processing materials in recycling centres.
- On site demolition of lighter structures.
- General waste removal.
- Loading, unloading heavy, bulky materials.

Excavator requirements

- Dual Flow
- Rotation Circuit (if rotate is required).



Technical Specification

TO FIT EXCAVATOR WEIGHT (TONNE)	MODEL	WEIGHT EXCL. HEAD BRACKET (KG)	MAX JAW OPEN (MM)	MAX PRESSURE (BAR)	OIL FLOW RANGE (L/MIN)
5-8	PMG 08S	420	1490	200	80-100
8-14	SRG100 PMG 09	750 / 950	1793 / 1750	300	40-80 80-100
12-20	SRG200/ HSG12N / PMG10s	1200	2000	310	80-100
18-25	SRG250 PMG 12	1400 / 1500	2183	320	80-100
24-35	SRG400	1800	2429	320	100-180

Rock Grab

The PM20 is a heavy duty Rock Grab from leading brand Trevi-Benne. Available with rotation and built with reinforced HARDOX steel.

Excavator requirements

- Dual Flow
- Rotation Circuit (if rotate is required).



Technical Specification

TO FIT EXCAVATOR WEIGHT (TONNE)	MODEL	WEIGHT EXCL. HEAD BRACKET (KG)	MAX JAW OPEN (MM)	MAX PRESSURE (BAR)	OIL FLOW RANGE (L/MIN)
20-30	PM20	1850	1750	310	180 / 250

GROUNDWORKS

Augers

The UK's largest range of augers available for hire.

Drive units to suit 1-50 tonne excavators and flights to drill hole widths from 150mm-1000mm.

Augers are commonly used for groundworks/ landscaping, post hole drilling and ground preparation when piling.

Our range of augers can drill to a standard depth of around 1.2m, however depths of up to 6m can be achieved with extensions (dependant on excavator size, flight diameter and ground conditions).

Extension bars are available for hire.

Excavator requirements

- Dual Flow Recommended
- Drain lines fitted to units above 20 tonne (sale or return).



Technical Specification

TO FIT EXCAVATOR WEIGHT (TONNE)	AUGER DEPTH WITHOUT EXT (METRES)	WEIGHT EXCL. FLIGHT (KG)	FLIGHT RANGE - HOLE WIDTH (MM)	MAX PRESSURE (BAR)	OIL FLOW RANGE (L/MIN)
1.5-10	1.2	60 / 71	150-750	200	70-150
10-13	1.2	170 / 162	250-1000	200	70-230
13-30+	1.2	170 / 185	250-1000	200	70-230
20-50+	1.2	200	250-1000	200	70-230

All Augers are supplied as standard with 1x Drive Unit and 1x Flight.
Extensions and additional flights are available, please request when booking.

Sheet Pile Hammers

Also known as 'pile drivers' or 'piling hammers' - pile hammers drive sheet piles into and pull sheet piles out of most ground conditions.

Pile hammers have a universal joint for accurate pile positioning and work in most ground conditions, except rock - although sands and clays may require pre-auguring (call our experts for more information). This process works in reverse to extract piles.

Excavator requirements

- Dual Flow
- Drain Line (Sale or Return)



Technical Specification

TO FIT EXCAVATOR WEIGHT (TONNE)	PILE HAMMER MODEL	MAX. PILE MASS (KG)	TOTAL WEIGHT INC. STAND (KG)	FREQUENCY VPM	CLAMP FORCE (TONNE)	FLOW (L/MIN)	PRESSURE (BAR)
5-8	EMV70	800	790	3000	30	30-120	240-350
8-13	EMV220	800	795	3000	26.5	90-250	280-350
13-20	EMV300	800	1250	2400	36	130-250	280-350
35+	EMV450	1000	1650	2460	54	195-350	270-350

GROUNDWORKS

Vibrating Post Driver

Post drivers do exactly that, they make fast work of driving posts into a variety of soil types, and can work at a range of angles at a consistency of 10x that of a thumper type post driver.

Excavator requirements

- Hammer Circuit



Technical Specification

TO FIT EXCAVATOR WEIGHT (TONNE)	WEIGHT EXCL. FLIGHT (KG)	POST SIZES - DIAMETER (INCHES)	CENTRIFUGAL FORCE AT 35HZS	CENTRIFUGAL FORCE AT 50HZS
5-8	245	4", 6" or 9"	22 Kns (Amplitude 3.75mm)	45 Kns (Amplitude 2.10mm)



GROUNDWORKS

Compaction Plate

The safest and most productive option when it comes to compacting earth on site.

Excavator-mounted compaction units eliminate HAVS and are much safer than hand-held units, especially when working on trenches, foundations and slopes.

Excavator requirements

- Standard Breaker Circuit



Technical Specification

TO FIT EXCAVATOR WEIGHT (TONNE)	MODEL	IMPULSE FORCE (TONNE)	BASE PLATE DIMENSIONS (MM)	WEIGHT (KG)	MAX PRESSURE (BAR)	OIL FLOW RANGE (L/MIN)
2-5	HC12	7	305 x 760	215	150	30
5-8	HP 1000 / HC 450	7.2	420 x 910 - 610 x 929	350 / 430	200	60
12-20	HP 1600 / HC 850	7.3	720 x 1000	1100 / 1300	200	115
20-40	HC 1050	10.5	864 x 1364	1568	200	150

Patch Planer

These machines are dedicated to work on asphalt and concrete surfaces for maintenance and cleaning of roads, squares, inside and external surfaces to a precise depth. Drain line required for AQP45.

Excavator requirements

- Drainline required (Antraquip model ONLY)
- Standard hammer circuit



Technical Specification

TO FIT EXCAVATOR WEIGHT (TONNE)	MODEL	OPERATING WEIGHT (KG)	MAX CUTTING DEPTH (MM)	OIL FLOW MIN-MAX (L/MIN)	MAX PRESSURE (BAR)
7-10	AQP45	750	120	100-170	320
5-13	JCB Model PL350	530	127	45-80	250

GROUNDWORKS

Rock Wheel

Rock Wheels are an effective excavation tool, often used in noise and vibration sensitive areas.

They are ideal for precision excavation (when pipes/hidden structures must be avoided) offering more accuracy than breakers.

These hydraulic cutters are a popular attachment for trenching, quarrying, tunnelling and rock excavation and have been used to lower or level concrete/rocky surfaces and for descaling (tunnel) walls.

Excavator requirements

- Standard hammer circuit
- Drain line (Sale or Return)



Technical Specification

TO FIT EXCAVATOR WEIGHT (TONNE)	MODEL	OPERATING WEIGHT (KG)	MAX CUTTING FORCE (KN)	DRUM SIZE WIDTH (MM)	DRUM SIZE DIAMETER (MM)	MAX PRESSURE (BAR)	OIL FLOW RANGE (L/MIN)
8-12	ER 250 / AQ2	700	15-23,000	680	420	350	65-85
13-25	ER650 / AQ3XL	1350	32-48,000	800	585	350	140-190
25-45	AQ4	2100	32-48,000	1015	735	350	140-190

Concrete Pouring Bucket

This excavator attachment is designed to be filled from a concrete lorry and then poured directly from the bucket. This allows users to transport concrete to areas which a lorry would find inaccessible.



Technical Specification

TO FIT EXCAVATOR WEIGHT (TONNE)	WEIGHT (EXCLUDING SADDLE) (KG)	CAPACITY (LITRES)	DIMENSIONS (LxWxH) (MM)
5-9	257	350	1400 x 1100 x 1000
13-20	475	750	1469 x 1074 x 853

PILE CROPPERS

We have a specialised hire fleet of pile cropping attachments, providing a range of pile cutting solutions to the construction industry. Wherever you are in the UK we deliver and fit our pile croppers to your excavator, and carry out a full function test on site.

World leading brands: We have the UK's largest hire fleet of Taets pile croppers including the 380 link pile cropping system, the safest and most advanced pile cropper for concrete piles in excess of 1200mm.

NATIONAL SUPPORT NETWORK – Our industry trained engineers will offer sound advice over the phone, email or through site visits.



Linked (CFA) Pile Croppers

Used for: Cropping round, cast insitu piles.
To suit excavators: 8-35 tonne +
Pile sizes: 300-1800mm



4 Jaw Croppers

Used for: Cropping round, cast insitu piles and contiguous piles.
To suit excavators: 13-25 tonne +
Pile sizes: up to 600mm



Square Pile Croppers

Used for: Cropping square, pre-cast piles.
To suit excavators: 7-20 tonne +
Pile sizes: 150-350mm



2 Jaw Croppers

Used for: Cropping square, pre-cast piles.
To suit excavators: 13-25 tonne +
Pile sizes: 200-350mm

Certified chains supplied with all croppers

Linked CFA Cropper Type 314 Links

Known as linked croppers, CFA pile cutters or round pile breakers.

Pile croppers attach to excavator by chains and are lowered over pile to crop to the desired height, leaving just the re-bar exposed. Links can be adjusted (added or removed) on-site if there are varying pile sizes.

Excavator requirements

- Dual Flow
- Chains Included



Technical Specification

PILE DIMENSION - ROUND (MM)	NO. LINKS REQUIRED	EXCAVATOR CAPACITY (TONNE)	WEIGHT EX. CHAINS (KG)	CHANDELIER	CHAINS	FLOW (L/MIN)	PRESSURE (BAR)
300	6	8+	546	Square	Four leg and 3 single	80-100	210-300
350	6.5	8+	572	Square	Four leg and 3 single	80-100	210-300
400	7	12+	637	Square	Four leg and 3 single	80-100	210-300
450	7.5	12+	663	Square	Four leg and 3 single	80-100	210-300
500	8	12+	728	Square	Four leg and 3 single	80-100	210-300
550	8.5	12+	754	Square	Four leg and 3 single	80-100	210-300
600	9	12+	819	Hexagonal	2 three leg and 4 single	80-100	210-300
650	9.5	12+	845	Hexagonal	2 three leg and 4 single	80-100	210-300
700	10	12+	910	Hexagonal	2 three leg and 4 single	80-100	210-300
750	10.5	12+	936	Hexagonal	2 three leg and 4 single	80-100	210-300
800	11	20+	1001	Hexagonal	2 three leg and 4 single	80-100	210-300
850	11.5	20+	1054	Hexagonal	2 three leg and 4 single	80-100	210-300
900	12	20+	1118	Hexagonal	2 three leg and 4 single	80-100	210-300
950	12.5	20+	1144	Hexagonal	2 three leg and 4 single	80-100	210-300
1000	13	20+	1183	Hexagonal	2 three leg and 4 single	80-100	210-300

PILE CROPPERS

Linked CFA Cropper Type 380 Links

The TAETS 380 links are the strongest CFA links available on the global market; weighing in at over 220kg each they are designed specifically to cut piles in excess of 1000mm.

This is the safest method to cut piles in excess of 1.2m. Type 380 Links will cut 750-1800mm+ piles.

Excavator requirements

- Dual Flow
- Chains Included



Technical Specification - Type 380

PILE DIMENSION - ROUND (MM)	NO. LINKS REQUIRED	EXCAVATOR CAPACITY (TONNE)	WEIGHT EX. CHAINS (KG)	CHANDELIER	CHAINS	FLOW (L/MIN)	PRESSURE (BAR)
700	9	22+	2010	8 point	2 x 4 leg 5 x single	80-100	210-300
800	10	22+	2200	8 point	2 x 4 leg 5 x single	80-100	210-300
900-1000	11	22+	2432	8 point	2 x 4 leg 5 x single	80-100	210-300
1250	13	25+	2856	8 point	2 x 4 leg 6 x single	80-100	210-300
1500	15	25+	3280	8 point	2 x 4 leg 7 x single	80-100	210-300
1800	18	30+	3916	8 point	2 x 4 leg 8 x single	80-100	210-300

4 Jaw Cropper

Will cut round piles up to 600mm. The 4 Jaw will crop 300, 450 and 600mm round piles with no need for alterations to be made to the cropper on site.

It will also cut contiguous piles.

To operate suspended from the excavator's arm/hitch and lower over the exposed pile, the cropper's four powerful jaws close together to crop the pile to a desired height, leaving just the re-bar exposed.

Excavator requirements

- Dual Flow
- Chains Included



Technical Specification

PILE BREAKER MODEL	PILE CROPPING RANGE (ROUND) (MM)	EXCAVATOR CAPACITY (TONNE)	APPROX. WEIGHT (KG)	DIMENSIONS WIDTH/HEIGHT (MM)	CHAINS	FLOW (L/MIN)	PRESSURE (BAR)
APB450	Up to 450	13+	1804	1565 X 1720	4 leg	40-120	210-300
APB600	Up to 600	18	1870	1565 X 1720	4 leg	40-120	210-300
APB/600L	300-600	12+	1340	1600 X 995	4 leg	40-120	210-300

PILE CROPPERS

2 Jaw Cropper

This is a multi-function cropper that can crop both the concrete and re-bar in pre-cast (square) piles.

The 2 Jaw cropper allows for rapid pile reduction with it's 2 functions

(Our fitter will set the excavator's oil pressure to determine which function you wish to use).

Function 1: The 2 Jaw will rapidly crop the whole pile (including the re-bar) to a desired height.

Function 2: The 2 Jaw will crop just the concrete pile, leaving the re-bar exposed.

The 2 Jaw will crop 200-350mm square piles and can be used in trenches and tight spaces.

Excavator requirements

- Dual Flow
- Chains Included

Technical Specification

PILE BREAKER MODEL	PILE CROPPING RANGE - ROUND (MM)	EXCAVATOR CAPACITY (TONNE)	APPROX. WEIGHT (KG)	NO. REBAR	CHAINS	FLOW (L/MIN)	PRESSURE (BAR)
AMB 350	200-350	13+	835	1-4	4 leg	40 / 80	180-350



Square Cropper

The TAETS square cropper will cut square or round piles from 150-350mm. It attaches to the excavator by a 4 leg chain.

The benefit of a square cropper is a weight reduction, allowing it to be used with smaller capacity excavators.

Excavator requirements

- Dual Flow
- 4 leg chain required (chain included)

Technical Specification

PILE BREAKER MODEL	PILE CROPPING RANGE (MM)	EXCAVATOR CAPACITY (TONNE)	APPROX. WEIGHT (KG)	DIMENSIONS WIDTH/HEIGHT (MM)	CHAINS	FLOW (L/MIN)	PRESSURE (BAR)
Type 2.5	150-250	7+	340	1050 x 1050	4 leg	15-20	210-300
Type 3	200-320	7+	360	1100 x 1100	4 leg	15-20	210-300
Type 3.5	250-350	7+	370	1150 x 1150	4 leg	15-20	210-300



MATERIAL HANDLING

Screening Bucket

Used for separating, screening, sorting or recovering various materials: aggregates, turf, stone, brick, roots, construction or demolition waste and left over quarry materials, enabling this to be recycled or reused and eliminating the need for landfill.

Used post demolition, building renovations, site clearances, etc.

Various screen sizes available.

Excavator requirements

- Standard hammer circuit



Technical Specification

TO FIT EXCAVATOR WEIGHT (TONNE)	MODEL	UNIT WEIGHT (KG)	OUTPUT/SCREEN SIZE (MM)	CAPACITY (M3)	MAX PRESSURE (BAR)	OIL FLOW RANGE (L/MIN)
13-20	MB-S14 S4	1100	20 / 60 / 80	1.1	200	60-80
20-30	MB-S18 S4	2000	20 / 40 / 80	2.4	250	120-140

Tilt and Ditch Bucket

Also known as grading or back-filling buckets they're commonly used on road and rail bankings with slopes of varying degrees for levelling, clearing and other finishing work.

The bucket works from the excavator's 2-way circuit and can tilt 45 degrees in either direction.

Excavator requirements

- Dual Flow



Technical Specification

TO FIT EXCAVATOR WEIGHT (TONNE)	BUCKET WIDTH (M)	UNIT WEIGHT (KG)	CIRCUIT REQUIREMENTS	MAX PRESSURE (BAR)	OIL FLOW RANGE (L/MIN)
5-8	1.5	453	2-way circuit	300	80
13-20	2	900	2-way circuit	200-300	80-100

MATERIAL HANDLING

V Bucket

Our V shaped ditch buckets are the perfect companion when it comes to digging ditches and trenches with extreme precision. As a non-hydraulic attachment, with 45-degree sides, they are a robust attachment that's ideal for digging in confined spaces.

Excavator requirements

- Non-hydraulic



Technical Specification

TO FIT EXCAVATOR WEIGHT (TONNE)	BUCKET DIMENSIONS (DxHxW) (MM)	UNIT WEIGHT (KG)
8-13	961x850x1796	380
13-20	1106x1199x2378	640



MATERIAL HANDLING

Pallet Forks

Fits onto a standard excavator's quick hitch and allows for the manoeuvre of heavy, palletised equipment.

Excavator requirements

- Non-Hydraulic Attachment

Technical Specification

TO FIT EXCAVATOR WEIGHT (TONNE)	MODEL	SWL (KG)	FORK LENGTH (MM)
6-8	Standard	1000	1050
10-24	Standard	2000	1200
10-24	Engcon S60	2000	1200
30+	Standard	4000	1200

*lifting capability of machine still applies



Pallet Fork Extensions

These non-hydraulic attachments slide on to existing pallet forks to add extra lifting length.

Technical Specification

FORK LENGTH (M)	HEIGHT (MM)	WIDTH (MM)	WORKING LOAD LIMIT (KG) (PER FORK)	FORK POCKET
1.8	72	160	1000	148 x 60mm
2.0	50	125	2000	148 x 60mm
2.4	72	160	1000	148 x 60mm



Pipe Lifter (Spike or Clamp)

Non-hydraulic excavator-mounted attachments, used solely for lifting and laying concrete pipes. Both models mount directly on the excavator's hitch.

Clamp - The clamp pipe lifter has a grip that ensures the pipe is held securely while in transport. The clamp pipe lifter is a safe alternative to other pipe lifting methods as it avoids the need for ground workers to be in the trench during pipe installation, and replaces traditional slinging methods for unloading trucks.

Spike - Can lift and place most concrete pipes into position.

Excavator requirements

- Non-Hydraulic Attachment



Technical Specification

TO FIT EXCAVATOR WEIGHT (TONNE)	MODEL	SWL (KG)	UNIT WEIGHT (KG)	TO SUIT PIPES	MAX PIPE LENGTH (MM)
13-20	Clamp/AP1	3700	600	DN300-DN1200	2500
13-20	Spike EA012-2000	2000	230	Most concrete pipes	2000
13-20	Spike EA012-4000	4000	300	Most concrete pipes	2500
13-20	Clamp/EA015-04000	4000	590	Internal diameter of 350MM or greater	1500
13-20	Clamp/RVD-4,5-ECO	4500	662	Internal diameter of 400MM or greater	3000

MATERIAL HANDLING

Clamshell Bucket

Clamshell buckets can be used for digging and loading, available with interchangeable buckets.

The high closing force of the shells and strong teeth make the clamshell an excellent choice for digging deep, vertical shafts.

Clamshells can be supplied with or without teeth and 2m extension bars available for deeper digging.

Excavator requirements

- Dual Flow
- Rotation Circuit



Technical Specification

TO FIT EXCAVATOR WEIGHT (TONNE)	MODEL	ROTATION	ATTACHMENT WEIGHT (KG)	MAX PRESSURE (BAR)	OIL FLOW (L/MIN)	BUCKETS AVAILABLE
12-25	C18VE-80	360°	705 800	350	75-110	800 x 800mm Small/Digging shells 800 x 1532mm Large/Loading Shells
13-20	BMS48 265SF	360°	260	250	50	300mm (Fixed)
13-20	BBC 53 600	360°	700	280	80	600mm (Fixed)

Block Grab

Designed to lift palletised blocks and bricks, block grabs are suitable for handling all types of concrete products including slabs, steel strapped bricks, kerb stones and paving blocks.

Excavator requirements

- Non-Hydraulic - chain suspension (chain included).

Technical Specification

TO FIT EXCAVATOR WEIGHT (TONNE)	UNIT MODEL	SWL (KG)	UNIT HEIGHT (MM)	UNIT LENGTH (MM)	UNIT WIDTH (MM)
4+	CA105AE-800	1800	1360	1560	1200



Riddle Bucket

Robust attachment, ideal for separating and sorting materials such as brick, general debris, concrete and stone. Common uses include spreading finer stones and soils, dredging rivers and blocked waterways sorting, screening and processing materials on site.

Buckets available to fit 5-30+ tonne excavators.

Excavator requirements

- Non-Hydraulic Attachment



MATERIAL HANDLING

Sweeper Brush

Non-hydraulic attachment that fits on to the hitch of the excavator, acting as a means to keep your site clean and tidy by sweeping up unwanted material that gathers during your site works.


Excavator requirements

- Non-Hydraulic Attachment



Technical Specification

TO FIT EXCAVATOR WEIGHT (TONNE)	MODEL	BRUSH WIDTH (MM)	NO OF ROWS	WEIGHT (KG)	C OF G (MM)
5-8	IFMS-1500	1500	8	51	185
13-20	IFMS-1800	1800	8	61	185



FORESTRY

Tree Shear

The deforestation shear has been designed for safe, efficient felling of logs and trees, as well as maintenance of bushes.

Excavator-mounted tree shears allow the operator to take hold of the tree before using the built-in shear to cut off at the desired height.

Commonly used in places with restricted or difficult access, such as roadsides, steep slopes, orchards and rail lines.

Excavator requirements

- Dual Flow

Technical Specification

TO FIT EXCAVATOR WEIGHT (TONNE)	MODEL	MIN. GRIP (MM)	MAX. GRIP (MM)	MAX PRESSURE (BAR)	OIL FLOW RANGE (L/MIN)
5-13	B1300	60	300	180-300	50-120
13-30	B1400	120	400	250-350	80-150




Flail/Mulcher Network Rail Approved

With up to a 130cm cutting length and compatible for 6-25 tonne excavators, this attachment is suitable for light duty mulching and land clearance.

This unit has been designed so that it can be moved backwards and forwards for continuous mulching.

Excavator requirements:

- Drainline (built internally into the return line)
- Standard hammer circuit



Technical Specification - Flail

TO FIT EXCAVATOR WEIGHT (TONNE)	MODEL	WEIGHT (KG)	DIMENSIONS (WXDXH) (MM)	OPENING DIAMETER (MM)	MIN/MAX PRESSURE (BAR)	OIL FLOW (L/MIN)
6-8	T9 FS90 REV	330	1050x800x600	900	200-220	90
8-16	T13 FR130 REV	595	1450 x 950 x 850	1300	200-220	90

Technical Specification - Mulcher

TO FIT EXCAVATOR WEIGHT (TONNE)	MODEL	WEIGHT (KG)	DIMENSIONS (WXDXH) (MM)	OPENING DIAMETER (MM)	MIN/MAX PRESSURE (BAR)	OIL FLOW (L/MIN)
12-25	T15 DF130 REV	950	1600 x 850 x 800	1300	200-350	100

FORESTRY

Land Rake

A heavy duty, non-hydraulic attachment.

Used for sorting debris, clearing surface vegetation, general land clearance work (cleaning vast areas and clean up after outdoor events such as festivals).

As this is a non-hydraulic, heavy duty attachment it can be used to clean waterways as well as dredging in shallow waters.

Excavator requirements

- Non-Hydraulic Attachment
- Models available to fit 3-22 tonne excavators.



Ripper Tooth

Heavy duty ripper teeth are powerful attachments for ripping out rock or loosening materials prior to handling and processing.

Excavator requirements

- Non-Hydraulic Attachment
- Ripper teeth available to fit 5-35 tonne excavators.



Stump Grinder

A stump grinder is a powerful tool used for removing tree stumps from the ground. It features a rotating cutting wheel with sharp teeth that grinds the stump into small chips and sawdust.

This tool is commonly used for clearing land and removing unsightly stumps.

Excavator requirements:

- Drainline
- Standard hammer circuit



Technical Specification

TO FIT EXCAVATOR WEIGHT (TONNE)	WEIGHT (KG)	CUTTING WIDTH	WHEEL DIAMETER (MM)	NO OF TEETH	WHEEL SPEED (RPM)	MAX CUTTING DEPTH (MM)	CUTTING HEIGHT ABOVE GROUND	OPERATING PRESSURE (BAR)	OPERATING FLOW (L/S MIN)	CASE DRAIN REQUIRED
6-13	125	Full Arc of Machine	453	24 (Yellow Jacket)	1500 - 2500	1200	Full Reach of Machine	150-300	50-150 lts/min - Single Flow	Yes

RAIL ATTACHMENTS

Rail Cropper Network Rail Approved

Our Rail Cropper has been especially developed to cut British scrap rail.

Will crop rail in any position (upright/canted over) in the 6ft, 4ft and cress, it has 360 degree rotation and flow/pressure relief valve fitted for added safety.

Main frame cut from Hardox 400, and Hardox Hi-Tuf.

Units available for sale or hire nationwide.

Excavator requirements

- Dual Flow
- Rotation Circuit



Technical Specification

TO FIT EXCAVATOR WEIGHT (TONNE)	UNIT WEIGHT INC BRACKET (KG)	MAX JAW OPENING (MM)	ROTATION	JAW OPENING PRESSURE (BAR)	JAW OIL FLOW (L/MIN)	ROTATIONAL PRESSURE (BAR)	ROTATIONAL FLOW (L/M)	CRUSHING FORCE AT BLADE CENTRE (TONNE)	UNIT DIMENSIONS (MM)
17-30	2750	240	360°	320-350	200-300	140 (MAX)	10	435	L1895 x W1410



RAIL ATTACHMENTS

Manipulator

A dedicated attachment for positioning circular tubes or poles. The manipulator manoeuvres items by gripping, lifting and turning, and can handle loads of up to 1000kg (the excavator's lift capability still applies).

Commonly used on road rail excavators when working with overhead lines and signal posts.

Excavator requirements

- Dual Flow
- Rotation Circuit



Technical Specification

TO FIT EXCAVATOR WEIGHT (TONNE)	MODEL	LOAD CAPACITY (KG)	WEIGHT (KG)	CLOSING FORCE (KN)	GRIPPING MIN/MAX (MM)	MAX PRESSURE (BAR)	OIL FLOW (L/MIN)
13-22	KM 930	1000	310	23	100-300	200	20-40

Timber Grab/Grapple

Heavy duty grab with excellent log bundling ability.

Used for moving, processing and loading logs on site.

The tines prevent loose stones being loaded into the chipper.

Excavator requirements

- Dual Flow
- Rotation Circuit



Technical Specification - Timber Grab

TO FIT EXCAVATOR WEIGHT (TONNE)	MODEL TG	WEIGHT (KG)	MAX JAW OPEN (MM)	MIN. GRIP DIAMETER (MM)	MAX PRESSURE GRAPPLE/ROTATE (BAR)	OIL FLOW (L/MIN)
12-22	GC33/TG35S	700	1820	50	250	35
10	28S	256	1490	100	300	60
13-20	42S	366	1880	100	300	70

Technical Specification - Grapple

TO FIT EXCAVATOR WEIGHT (TONNE)	MODEL TG	WEIGHT (KG)	MAX JAW OPEN (MM)	MIN. GRIP DIAMETER (MM)	MAX PRESSURE GRAPPLE/ROTATE (BAR)	OIL FLOW (L/MIN)
5-13	TG28SR5	306	1500	30	250	60

SALES, SPARE PARTS AND REPAIRS

Don't want to buy new?

No problem, we offer a huge range of refurbished equipment too.

Our experienced engineers are responsible for maintaining the UK's largest plant attachment hire fleet, their knowledge and expertise is second to none. With a central repair depot, a large stock of parts and expert advice we will help you identify what your equipment needs and offer the most cost-effective solution to get you up and running.

Choosing the correct spare parts for your attachment is essential, to make sure you maximise the performance of your equipment and get the best return on your investment.

We offer a prompt repair and spare part service on all major plant attachment brands.

Contact our friendly, knowledgeable team on 0161 509 4065 to talk you through your options, or email attachmentsales@sunbeltrentals.co.uk



Preferred UK Dealer

SOOSAN ARE ONE OF THE LARGEST MANUFACTURERS OF HYDRAULIC ATTACHMENTS IN THE WORLD AND HAVE PROVEN THEMSELVES TO BE A LEADER IN THIS FIELD.

Their breakers are robust, reliable and easy to maintain, making them a firm favourite with demolition contractors, plant hire and construction companies.

Sunbelt are a preferred UK dealer for Soosan, with a large range of breakers and parts always in UK stock we offer a speedy turnaround on sales, spare parts and servicing.

We have a range of Soosan Breakers for sale or hire to fit 1 tonne to 50 tonne + excavators.

Features and benefits:

The Soosan breaker is a simple and compact design with just 5 moving parts, making it one of the most reliable and easiest to maintain models on the market.

Additional features include:

- 3 Stroke selector – (The SQ35 to SQ50 range)
- Auto lubrication (optional)
- Increased impact rate
- Sound and vibration suppression system
- High power to weight ratio
- Broad carrier range for each model
- Low operating costs
- Full breaker and parts stock in the UK



RENTAL EQUIPMENT AND MANAGED SOLUTIONS

Sunbelt Rentals - Providing rental and managed solutions into every market sector.



Plant

The widest range of plant including the latest stage v and battery powered machines in the UK



Industrial

On your site to meet the demands where every second counts



Plant Attachments

The sole UK distributor for several of the world's leading attachment manufacturers



Utilities

The UK's largest specialist Utility hire company



Powered Access

The combined height and reach of our equipment can transport you safely over 50,000 metres



Safety & Communications

Knowledgeable and experienced specialists in this field



Lifting

Our solutions have been used on 7/10 of the tallest buildings in the UK



Survey

Industry-leading supplier of land survey and precision measurement technologies



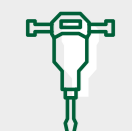
Energy

From fuel saving cleaner energy solutions to the latest stage v generators, we have a temporary power solution for every site



Test & Monitoring

Europe's leading test equipment specialists since 1996



Tools

From battery powered hand tools to compressors, compactors and cleaning equipment we offer a wide range of tool hire that's local to you



Non-Mech

Essentials for every site; fencing, barriers, trenching, ground protection, vehicle and pedestrian control solutions




For more information about Sunbelt Rentals view online here: www.sunbeltrentals.co.uk



Climate Control

Economical and efficient temperature control and HVAC solutions



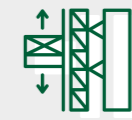
Rail

We support the Network Rail and Transport for London infrastructure



Accommodation

24/7/365 call out facility covering 20,000 items on fleet



Hoists

We hold over 10km of mast sections, enough to scale London's Shard building over 32 times



Trakway

Award winning engineered access and ground protection solutions



Formwork & Falsework

We are the exclusive hire supplier of MEVA products in the UK



Traffic Management

24/7 national coverage with operations covered by QEHSS accreditations



Training

Dedicated Health and Safety training to qualify our own people and our customer's people



Barriers & Fencing

Crowd control and perimeter security solutions



Lighting

Our state-of-the-art tower lights will keep your worksites safe and secure



Film & TV

From cameras, grip and lighting to backlot infrastructure



Flooring Solutions

Floor care and maintenance equipment to prepare, clean and maintain any floor, any size, anywhere.

LOCATIONS

We deliver and fit to your excavator
anywhere in the UK.

SCOTLAND

Easter Inch Rd, Bathgate EH48 2FH
01506 650000

NORTH EAST

Stoneygate Lane, Felling, Gateshead NE10 0LX
0191 406 4096

NORTH WEST

Gorse St, Chadderton OL9 9RJ
0161 703 9703

MIDLANDS

Rumbush Lane, Solihull B94 5LW
01564 700005

SOUTH WEST

Third Way, Avonmouth, Bristol BS11 9HL
01454 218497

LONDON & SOUTH EAST

Wrexham Rd, Laindon, Basildon SS15 6PX
01268 209288

www.sunbeltrentals.co.uk



Whatever, whenever, wherever.
Leave the **how** to us.



Click here to learn more.